

Mynegai Ymchwil Cymunedol 2023/24



Cynnwys

Rhagair	3
Crynodeb Gweithredol	6
Community Research Index 2023/24	11
Methodology	12
Terminology and definitions	13
Summary	14
Dysgwch ragor	58

Delweddau ar y clawr

Chwith: Back on the Map, Lloegr

Dde: Isaro, Yr Alban

Rhagair

Fel y rhan fwyaf o bobl, rydw i'n cael fy ngofyn beth yw fy swydd. Y pleser o weithio i ariannwr cymunedol mwyaf y DU yw y gallaf dynnu sylw at ein pwrpas, ac enghreifftiau anhygoel o grwpiau a phrosiectau yr ydym wedi'u hariannu sy'n dod â'n pwrpas a'n gweledigaeth yn fyw.

Fel y rhan fwyaf o bobl, rydw i'n cael fy ngofyn beth yw fy swydd. Y pleser o weithio i ariannwr cymunedol mwyaf y DU yw y gallaf dynnu sylw at ein pwrpas, ac enghreifftiau anhygoel o grwpiau a phrosiectau yr ydym wedi'u hariannu sy'n dod â'n pwrpas a'n gweledigaeth yn fyw.

Diolch i chwaraewyr y Loteri Genedlaethol, rydym yn gallu defnyddio ein grantiau i gryfhau cymdeithas a gwella bywydau ledled y DU, gan gefnogi gweithgareddau sy'n galluogi cymunedau gwydn sy'n fwy cynhwysol ac amgylcheddol gynaliadwy.

Mae ein gwaith yn golygu ein bod mewn cysylltiad â chymunedau ledled y DU, sy'n ymddiried ynom gyda'u breuddwydion a'u huchelgeisiau ac yn agored am eu heriau. Mae hyn yn rhoi mewnwelediad unigryw i ni o sut mae cymunedau'n ymdopi gyda'i gilydd ac yn unigol, ac rydym yn ategu'r mewnwelediad hwn gyda'n Mynegai Ymchwil

Cymunedol - arolwg blynyddol o dros 8,000 o oedolion ledled y DU.

Mae'r canfyddiadau'n rhoi mewnwelediad i sut mae pobl yn teimlo am eu cymuned, yn ogystal â'r pethau sy'n rhoi ymdeimlad o falchder iddynt, pethau sy'n peri pryder iddynt, a sut yr hoffent i'r dyfodol edrych. Rydym yn archwilio meysydd fel ysbryd cymunedol ac a yw'n cryfhau, yn ogystal ag amcanion gwirfoddoli, cyfranogiad ehangach y gymuned a sut a pham mae pobl eisiau chwarae eu rhan i gyflawni nodau penodol ar gyfer eu cymuned.

Eleni, rwy'n falch o weld pedwar nod allweddol ein **strategaeth newydd** yn cael eu hadlewyrchu ym mlaenoriaethau ac uchelgeisiau ymatebwyr. Mae pobl yn ymwybodol o bwysigrwydd dod ynghyd, cynaliadwyedd amgylcheddol, helpu plant a phobl ifanc i ffynnu, a chefnogi pobl i fyw bywydau mwy iach.



David Knott, Prif Weithredwr

Uchafbwyntiau allweddol

I mi, mae'r canfyddiadau mwyaf calonogol o'n Mynegai Ymchwil Cymunedol 2024 yn cynnwys:

- **Yr ymdeimlad o berthyn cymunedol ledled y Deyrnas Unedig.** Dywedodd o leiaf chwech o bob deg o bobl (61%) eu bod yn teimlo'n rhan o'u cymuned leol, ar draws y DU ac ym mhob gwlad unigol.
- **Y potensial a gynigir gan don o frwdfrydedd dros wirfoddoli.** Dywedodd y mwyafrif (64%) o bobl wrthym eu bod yn fodlon gweithio gydag eraill i wella eu hardal leol, gyda hanner (50%) yn bwriadu gwirfoddoli yn 2024. Mae'r rhan fwyaf (65%) o'r rheini yn bwriadu cynnig eu gwasanaethau o leiaf unwaith y mis.
- **Positifrwydd pobl am eu cymunedau.** Roedd yr ymatebwyr yn sgorio eu hardaloedd lleol yn ffafriol mewn categorïau gan gynnwys mynediad i fannau gwyrdd (80%), ansawdd bywyd cyffredinol (70%), a chyfleoedd addysg (68%).
- **Cymhelliant a phositifrwydd pobl o ran lliniaru effeithiau newid hinsawdd.** Dywedodd hanner (50%) wrthym eu bod yn teimlo cymhelliant personol i gymryd rhan mewn gweithredu hinsawdd, a dywedodd cyfran debyg wrthym eu bod yn optimistaidd fod modd atal yr effeithiau tymor hir gwaethaf o hyd (48%).
- **Blaenoriaethau pobl ar gyfer helpu ardaloedd i 'ffynnu'.** Dywedodd y mwyafrif o bobl wrthym eu bod am weld mwy o fynediad at dai fforddiadwy (58%) a llai o dlodi ac amddifadedd (57%), gan dynnu sylw at eu hymwybyddiaeth o'r hyn a fyddai o'r budd mwyaf i'w cymuned gyfan.
- **Yr eglurder sydd gan gymunedau am yr heriau sydd o'n blaenau.** Pan ofynnwyd beth oedd bwysicaf ar gyfer lles cymunedol, tair blaenoriaeth fwyaf pobl oedd cymorth gyda'r cynnydd mewn costau byw (30%), gofalu am ei gilydd (25%), lleihau unigrwydd (23%), ac atal trais ymhlith pobl ifanc (20%).



Nid yw pryderon am gostau byw wedi diflannu - dywedodd pobl wrthym fod ymateb i'r cynnydd mewn costau byw yn flaenoriaeth allweddol i'w cymuned eto eleni. Maen nhw'n gweld y galw yn cynyddu am fanciau bwyd, gwasanaethau cyngor ar ddyledion a chymorth iechyd meddwl. Ond mae ymdeimlad cryf o berthyn cymunedol hefyd, ac ymwybyddiaeth o ba mor bwysig yw hyn, a fydd yn rhoi pobl yn y sefyllfa orau bosibl i gydweithio yn ystod cyfnodau anodd.

Mae'r canlyniadau hefyd yn dangos bod pryder gwirioneddol am newid hinsawdd, yn enwedig ymhlith pobl ifanc. Mae'n galonogol gweld brwdfrydedd gwirioneddol dros gamau gweithredu syml - ailgylchu, trafniadaeth gyhoeddus, a hedfan yn llai aml - a pharodrwydd i weithio gydag eraill.

Fel bob amser, rydym wedi clywed yr hyn y mae pobl yn ei ddweud ac yn gallu cysylltu hyn yn uniongyrchol i'n grantiau. Rwy'n falch iawn ein bod eisoes wedi dyfarnu dros £80 miliwn i gymunedau ledled y DU i fynd i'r afael ag effeithiau newid hinsawdd ers i'r Gronfa Gweithredu Hinsawdd lansio yn 2019. Ac rwy'n falch ein bod wedi dyfarnu dros £70 miliwn drwy Gronfa Costau Byw Sefydliadau Cymunedol y Llywodraeth eleni, yn ogystal â thros £800 miliwn i gefnogi'r bobl a'r cymunedau sydd â'r angen mwyaf ledled y DU dros y tair blynedd diwethaf. Rydym yn gwrando ac yn gweithredu.

Mae'r adroddiad hwn yn archwilio canlyniadau ein Mynegai Ymchwil Cymunedol yn fanwl, gan dynnu sylw at y canfyddiadau allweddol, amrywiaeth yr



ymatebion gan wahanol grwpiau, a'r hyn y mae'r canlyniadau'n ei ddweud wrthym am sut y gallwn gefnogi cymunedau'r DU yn ystod 2024 ac i'r dyfodol. Fel ariannwr rydym fel arfer yn chwilio am yr asedau sydd gan gymunedau ac yn eu cefnogi i'w gwireddu ac adeiladu arnynt. Mae uchafbwyntiau ein Mynegai Ymchwil Cymunedol eleni yn dangos bod gan ein grantiau ddigon o dir ffrwythlon i ddisgyn arno, a bydd gwaith caled ac ymroddiad pobl yn darparu cynhaeaf gwych i gymunedau ledled y DU.

**David Knott, Prif Weithredwr,
Cronfa Gymunedol y Loteri Genedlaethol**

Crynodeb Gweithredol

Mae'r Mynegai Ymchwil Cymunedol yn rhoi mewnwelediad i bobl a chymunedau ledled y DU. Mae'n cynnig syniad o'u blaenoriaethau, eu pryderon, a sut maen nhw'n gweld eu hardaloedd lleol – nawr ac yn y dyfodol.

Mae hefyd yn cynnig gwybodaeth allweddol am y graddau y mae barn yn wahanol neu'n cael ei rhannu ymhlith pobl o wahanol oedrannau, rhywedd, rhywioldeb, cefndiroedd ethnig, grwpiau economaidd-gymdeithasol, cyflyrau iechyd meddwl ac anableddau corfforol. Gall hyn ein helpu ni fel ariannwr, yn ogystal â llunwyr polisi mewn amrywiaeth o feysydd, i sicrhau bod ein gwaith yn cynrychioli pob sector o gymdeithas.

Canfyddiadau allweddol

Ysbryd cymunedol a pherthyn

Dywedodd mwyafrif yr ymatebwyr (61%) eu bod yn teimlo'n rhan o'u cymuned leol, gyda rhywfaint o amrywiad ar hyd llinellau economaidd-gymdeithasol. Mae'r Mynegai Ymchwil

Cymunedol yn nodi gradd economaidd-gymdeithasol ymatebwyr, mesur sydd fel arfer yn ymgorffori statws economaidd a chymdeithasegol unigolyn yn eu cymuned¹. Ymatebodd y rhan fwyaf o'r ymatebwyr (69%) yng ngraddau economaidd-gymdeithasol A a B yn gadarnhaol pan ofynnwyd iddynt a ydyn nhw'n teimlo'n rhan o'u cymuned, a llawer llai (47%) yng ngradd economaidd-gymdeithasol E.

Mae hefyd yn nodedig bod saith o bob 10 (72%) o ymatebwyr yn cytuno ei bod yn bwysig teimlo'n rhan o'u cymuned. Unwaith eto, roedd gwahaniaethau yn dibynnu ar radd economaidd-gymdeithasol, gyda'r ymatebwyr yng ngraddau A a B yn fwyaf tebygol o weld hyn yn bwysig (79%) a'r rhai yng ngradd E yn fwyaf tebygol o'i ystyried yn ddibwys (41%).

¹. Mae gradd economaidd-gymdeithasol fel arfer yn seiliedig ar swydd. At ddibenion ymchwil, mae unigolion neu aelwydydd yn aml yn cael eu grwpio i gategoriâu A, B, C1, C2, D, E. Mae Gradd A fel arfer yn cynrychioli'r grŵp rheolaethol, gweinyddol neu broffesiynol uwch, mae B yn cynrychioli rheolaeth ganolradd, gweinyddol neu broffesiynol. Mae C1 yn cynrychioli rheolaethol, gweinyddol neu broffesiynol goruchwyliol neu glerigol ac iau. Mae C2 yn cynrychioli gweithwyr llaw medrus, tra bod D yn cynrychioli gweithwyr llaw lled-fedrus ac anfedrus. Mae E, y radd isaf, yn cynrychioli pensiynwyr y wladwriaeth, gweithwyr gradd achlysurol neu isaf, di-waith gyda budd-daliadau'r wladwriaeth yn unig.

Amlygodd yr ymatebwyr yr hyn maen nhw'n teimlo yw prif fanteision bod yn perthyn i'r gymuned leol, gan gynnwys: teimlo'n fwy diogel (59%), cael mwy o ymwybyddiaeth o'r hyn sy'n digwydd yn lleol (58%), a chael cyfleoedd i gwrdd â phobl (45%). Dywedodd bron i ddau draean (64%) wrthym y byddent yn fodlon gweithio gydag eraill i wella eu hardal leol.

Gan edrych yn ehangach ar eu cymunedau, roedd mwyafrif y bobl (59%) yn cytuno bod ysbryd cymunedol yn gryf yn eu hardal. Yr ymatebwyr yng ngraddau economaidd-gymdeithasol A a B (66%) oedd fwyaf tebygol o gytuno bod ysbryd cymunedol yn gryf lle maent yn byw, tra mai'r rhai yng ngradd E (47%) oedd leiaf tebygol o wneud hynny.

Lles a chostau byw

Pan ofynnwyd iddynt beth maen nhw'n ei ystyried fwyaf pwysig ar gyfer lles cymunedol yn 2024, ymateb i effaith cynnydd mewn costau byw oedd y brif flaenoriaeth i ymatebwyr, a ddewiswyd gan bron i draean (30%). Hon oedd y brif flaenoriaeth i ddynion a menywod, ac ar draws grwpiau oedran.

Roedd chwarter (24%) o'r ymatebwyr yn rhagweld gofyn am gyngor ar sut i leihau biliau cartrefi o ganlyniad i'r cynnydd mewn costau byw. Roedd 19% o'r ymatebwyr yn rhagweld lleihau gwariant ar eitemau hanfodol fel bwyd a gwres, gan godi i 23% o bobl ifanc 16 - 34 oed. Roedd pobl ifanc hefyd yn fwy tebygol o ohirio



21 Together, Lloegr

penderfyniadau trawsnewidiol fel cael plentyn o ganlyniad i'r argyfwng costau byw (gyda 36% eisoes wedi gwneud hyn, a 24% yn rhagweld oedi yn y 12 mis nesaf).

Roedd tri chwarter (76%) hefyd yn rhagweld y byddai banciau bwyd yn gweld mwy o alw, gyda chyfrannau tebyg hefyd yn rhagweld mwy o angen lleol am gyngor ar ddyledion (71%) a chymorth iechyd meddwl (70%).

Cyfranogiad gwirfoddolwyr

Mae ffigurau gan NCVO yn dangos bod cyfranogiad gwirfoddolwyr ffurfiol yn lleihau. Fodd bynnag, dywedodd hanner (50%) ymatebwyr y Mynegai Ymchwil Cymunedol eu bod yn bwriadu gwirfoddoli - yn ffurfiol neu'n anffurfiol² - yn eu cymuned leol yn 2024. Ymatebodd pobl ifanc (16-24 oed) a'r rhai o gymunedau lleiafrifoedd ethnig hyd yn oed yn fwy cadarnhaol, gydag o leiaf saith o bob 10 (70%) ym mhob achos yn dweud eu bod yn bwriadu gwirfoddoli eleni. Dywedodd mwy nag un o bob 10 ymatebydd (14%) eu bod yn bwriadu gwirfoddoli am y tro cyntaf eleni. Mae'r ffigurau hyn yn awgrymu

bod awydd cryf o hyd am gyfranogiad gwirfoddolwyr o fewn cymunedau.

Banciau bwyd (30%), yr amgylchedd (30%), cefnogi pobl hŷn (29%) a gweithio mewn siopau elusen (29%) oedd yr achosion gwirfoddoli mwyaf poblogaidd a gynlluniwyd. Pobl iau a ddywedodd eu bod yn bwriadu gwirfoddoli oedd fwyaf tebygol o fod eisiau helpu mewn siopau elusen a banciau bwyd (34% ar gyfer pobl ifanc 16-24 oed), tra bod ymatebwyr hŷn yn fwy tebygol o flaenoriaethu'r amgylchedd neu gefnogi pobl hŷn.

Sut mae cymunedau'n ymdopi

Pan ofynnwyd iddynt sut roedden nhw'n meddwl bod eu cymunedau lleol yn ymdopi, roedd yr ymatebwyr yn gadarnhaol ar y cyfan, gyda phobl yn teimlo bod eu cymunedau'n gwneud yn arbennig o dda o ran mynediad at fannau gwyrdd (80%), mannau cymunedol a chyhoeddus (72%) ac ansawdd bywyd cyffredinol (70%).

Roedd y canlyniadau hefyd yn gadarnhaol ar gyfer iechyd a lles, gyda 63% yn dweud bod eu cymuned yn gwneud yn dda o ran hynny. Fodd bynnag, roedd

2. At ddibenion y Mynegai Ymchwil Cymunedol, rydym yn diffinio 'gwirfoddoli' i gynnwys mathau ffurfiol ac anffurfiol o wirfoddoli. Mae'r arolwg yn cyfleu bwriad datganedig pobl i wirfoddoli, yn hytrach na thystiolaeth o wirfoddoli a wnaed yn barod. Gall hyn esbonio'n rhannol y gwahaniaethau rhwng y ffigurau hyn a data NCVO. Trwy 'wirfoddoli ffurfiol' rydym yn golygu darparu cymorth di-dâl trwy grŵp, clwb neu sefydliad wedi'i drefnu. Trwy 'wirfoddoli anffurfiol' rydym yn golygu darparu unrhyw gymorth di-dâl y mae unigolion wedi'i roi i bobl eraill, ond nid trwy grŵp, clwb neu sefydliad. Gallai hyn fod trwy roi cymorth i ffrind, cymydog, neu rywun arall, ond nid perthynas.



Ethnic Youth Support Team, Cymru

amrywiad economaidd-gymdeithasol yma, gyda'r rhai yng ngraddau A, B ac C1 yn fwyaf tebygol o ddweud bod eu cymuned yn ymdopi'n dda o ran iechyd a lles (66%), a'r rhai yng ngraddau economaidd-gymdeithasol C2, D ac E yn fwyaf tebygol o ddweud nad yw eu cymuned yn ymdopi'n dda (33%).

Roedd llai na hanner (45%) yn teimlo bod eu hardal yn gwneud yn dda o ran argaeledd tai, gyda phobl anabl yn fwy tebygol na'u cyfoedion nad ydynt yn anabl i ddweud hyn (55% o bobl anabl yn erbyn 44% o bobl nad ydynt yn anabl). Roedd y rhai â chyflwr iechyd meddwl yn arbennig o debygol o ddweud nad yw eu cymuned yn ymdopi'n dda o ran argaeledd tai (58%).

Newid hinsawdd

Mae cynhadledd COP28 wedi gweld newid ffocws y byd i gytuno ar weithredu hinsawdd - a does dim syndod bod newid hinsawdd yn fater allweddol i ymatebwyr y Mynegai Ymchwil Cymunedol ledled y DU. Ar y cyfan, dywedodd mwy na hanner yr holl ymatebwyr (56%) eu bod yn poeni am effaith newid hinsawdd ar eu cymuned leol.

Roedd dau o bob tri pherson (65%) hefyd yn cytuno y byddai newid hinsawdd yn lleihau ansawdd bywyd cenedlaethau'r dyfodol, ac roedd arwyddion clir bod newid hinsawdd yn effeithio ar benderfyniadau bywyd pobl ifanc yn y dyfodol. Ar y cyfan, roedd pedwar o bob deg o bobl (41%) yn teimlo y bydd newid hinsawdd yn effeithio ar ble maen nhw'n penderfynu byw, ond yn y grŵp oedran 16-34 cododd hyn i fwyafrif (56%). Dywedodd pedwar o bob



L'Arche Village, Gogledd Iwerddon

10 (42%) o'r rhai 16-34 oed y bydd newid hinsawdd yn effeithio ar eu penderfyniad i gael plant ai peidio.

Fodd bynnag, mae optimistiaeth o fewn cymunedau ynglŷn â gweithredu i fynd i'r afael â'r heriau hyn. Roedd mwyafrif yr ymatebwyr (64%) yn cytuno y gallai camau gweithredu unigol - gan gynnwys ailgylchu, defnyddio trafnidiaeth gyhoeddus, a chymryd llai o wyliau dramor - wneud gwahaniaeth cadarnhaol, gyda'r ymatebwyr 65+ oed (69%) a 55-64 oed (66%) y rhai mwyaf tebygol o gredu hyn. Roedd hanner (50%) yr holl ymatebwyr hefyd yn teimlo cymhelliant personol i gymryd rhan mewn gweithredu hinsawdd, gyda thua hanner (48%) yn optimistaidd bod modd atal yr effeithiau tymor hir gwaethaf o hyd.

Edrych ymlaen

Yn ogystal â rhoi syniad i ni o sut mae pobl yn teimlo am eu cymunedau, mae canlyniadau'r Mynegai Ymchwil Cymunedol hefyd yn ein helpu i ddeall blaenoriaethau a phryderon pobl ar gyfer y dyfodol. Gofynnodd yr arolwg i'r ymatebwyr feddwl am yr hyn a fyddai o fudd i'w cymuned leol yn y dyfodol. O ran amgylchedd ffisegol, roedd tua phedwar o bob 10 o bobl yn tynnu sylw at bobl ifanc yn cael llefydd i fynd a phethau i'w gwneud (44%), cadw'r ardal yn edrych yn braf (42%) a mynediad at fannau gwyrdd (40%) fel pethau a fyddai o fudd i'w cymuned leol ar gyfer y dyfodol.

Diogelwch ar y strydoedd oedd y peth a nodwyd amlaf, a flaenoriaethwyd gan chwech o bob 10 ymatebydd (60%). Roedd hefyd yn brif flaenoriaeth i ddynion a menywod (er yn fwy tebygol o gael ei ddewis gan

fenywod), ac ar draws pob grŵp oedran, gan ei wneud yn flaenoriaeth ar y cyd ar draws cenedlaethau.

Gan edrych yn ehangach, nododd ymatebwyr yn Lloegr lefelau is o dlodi (58%), mwy o fynediad at dai fforddiadwy (58%) ac adfywiad i'r stryd fawr (55%) fel y tri pheth pwysicaf yr oeddent yn teimlo a allai helpu lleihau anghydraddoldebau rhanbarthol.

Nododd traean o'r ymatebwyr (32%) hefyd ostyngiad mewn tlodi ac amddifadedd ymhlith y tri newid pwysicaf yr hoffent eu gweld ar gyfer y genhedlaeth nesaf, ochr yn ochr â gwell mynediad at dai fforddiadwy (31%) a stryd fawr ac ardaloedd siopa llewyrchus (30%). I bobl ifanc rhwng 16 a 34 oed, tai fforddiadwy oedd y brif flaenoriaeth (31%), ac i bobl hŷn dros 55 oed, roedd y stryd fawr ac ardaloedd siopa ar y brig (40%).

Gall y mewnwelediadau hyn ddarparu man cychwyn i helpu arianwyr a llunwyr polisi i lunio ymatebion a arweinir gan y gymuned, gan helpu pobl ledled y DU i lywio'r heriau sydd o'n blaenau.

Edrych yn fanylach

Mae gweddill yr adroddiad hwn yn archwilio canlyniadau ein Mynegai Ymchwil Cymunedol 2024 yn fanylach, trwy siartiau a data sy'n egluro'r ymatebion i'n cwestiynau allweddol.

Gall y canfyddiadau hyn ein helpu tuag at ein nod o gefnogi cymunedau gwydn sy'n gynhwysol ac yn amgylcheddol gynaliadwy, trwy dynnu sylw at flaenoriaethau, dewisiadau a safbwyntiau lleol. Gobeithiwn hefyd y byddant yn rhoi gwell dealltwriaeth i lunwyr polisi lleol a chenedlaethol ar sut orau i gryfhau cymdeithas a gwella bywydau ledled y DU.



Dates-n-Mates, Yr Alban

UK Planetary
Boundaries, Lloegr

Community Research Index 2023/24

Research undertaken by Savanta
and commissioned by The
National Lottery Community Fund

Methodology

Savanta interviewed 8,976 respondents aged 16+ from across the UK via a 10-minute online survey. This including boosted samples of 1,102 in Wales, 1,101 in Scotland, and 532 in Northern Ireland.

Fieldwork took place between 6 October and 13 November 2023. The first wave of the Community Research Index (CRI) was conducted between 27 November and 8 December 2020, while the second took place between 7 and 22 September 2021, and the third between 2 and 28 November 2022.

Interlocking quotas were set for the nine English regions, Scotland, Wales and Northern Ireland for age, gender and ethnicity, with boosts to ensure sufficient Black, Asian and Mixed respondents for independent analysis. Quotas were also set within England, Scotland, Wales and Northern Ireland for respondents living in 'areas of deprivation', defined as deciles one to three of the Index of Multiple Deprivation (IMD). Data was weighted to be demographically representative of UK respondents aged 16+ by gender, age, region, social grade, ethnicity and region.

Please note that where the term 'significant' has been used, this refers to figures that are statistically significant to a confidence level of 95%. Significant differences between demographic groups are also indicated by letters and arrows above the charts.



Arts Etká, Gogledd Iwerddon

Terminology and definitions

AB, C1

Higher socioeconomic grades. Defined as people in households where the chief income earner is working in, or is retired from, a white collar job, including supervisory or managerial roles, administrative roles and people in the professions. Also includes students.

More deprived area

Defined as people living in small areas/ neighbourhoods that have a score in the 2019 Index of Multiple Deprivation that places those areas in the lowest three deciles (deciles one to three).

C2, D, E

Lower socioeconomic grades. Defined as people in households where the chief income earner is working in, or is retired from, a manual job (both skilled and unskilled), the unemployed, and housewives/husbands.

Less deprived area

Defined as people living in small areas/ neighbourhoods that have a score in the 2019 Index of Multiple Deprivation that places those areas into deciles 4-10.



Ellesmere Community Centre, Lloegr

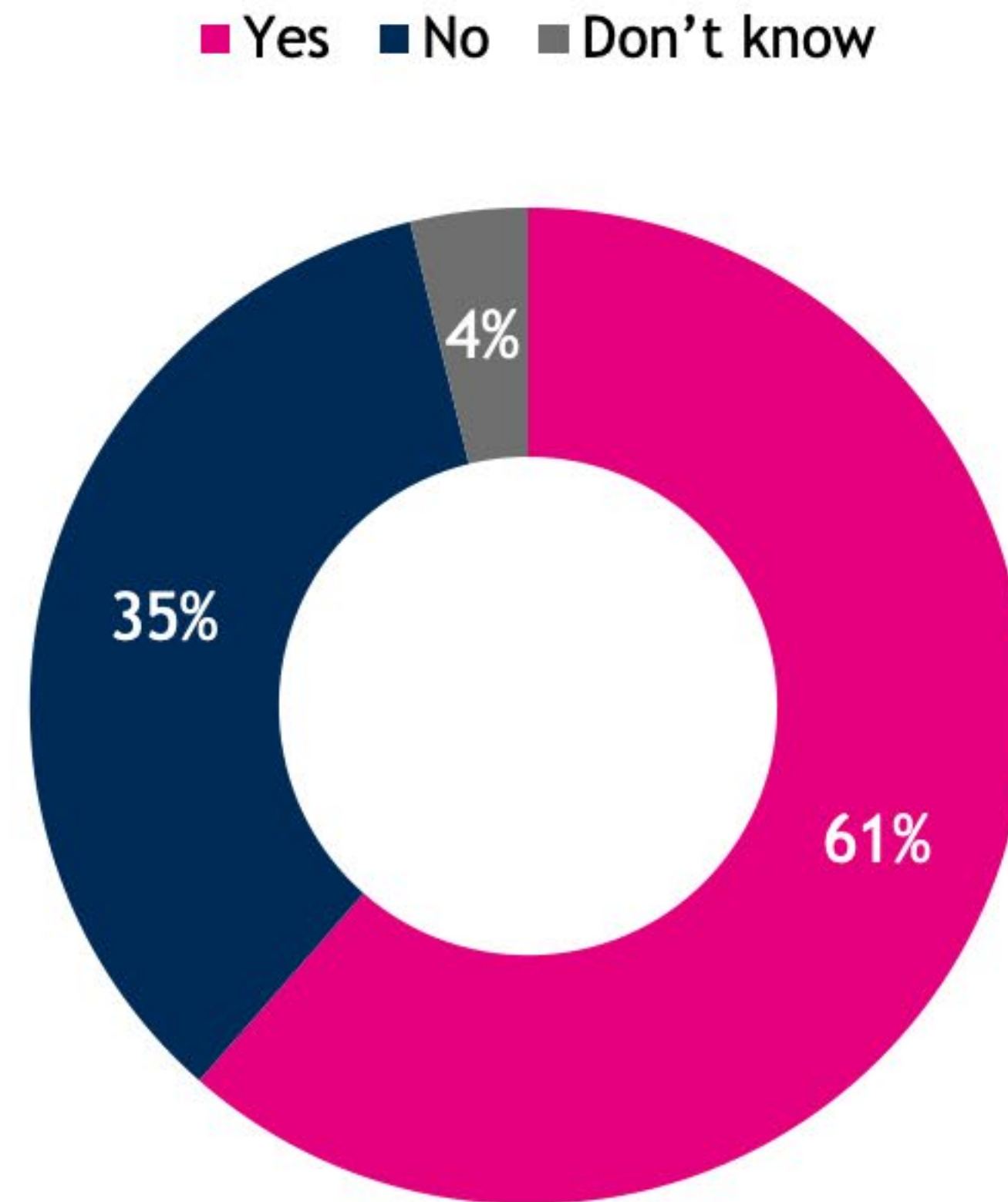
Summary

New Forest National
Park Authority, Lloegr



Three in five respondents say they feel like they are part of their local community

The proportion of respondents who say they feel part of their local community

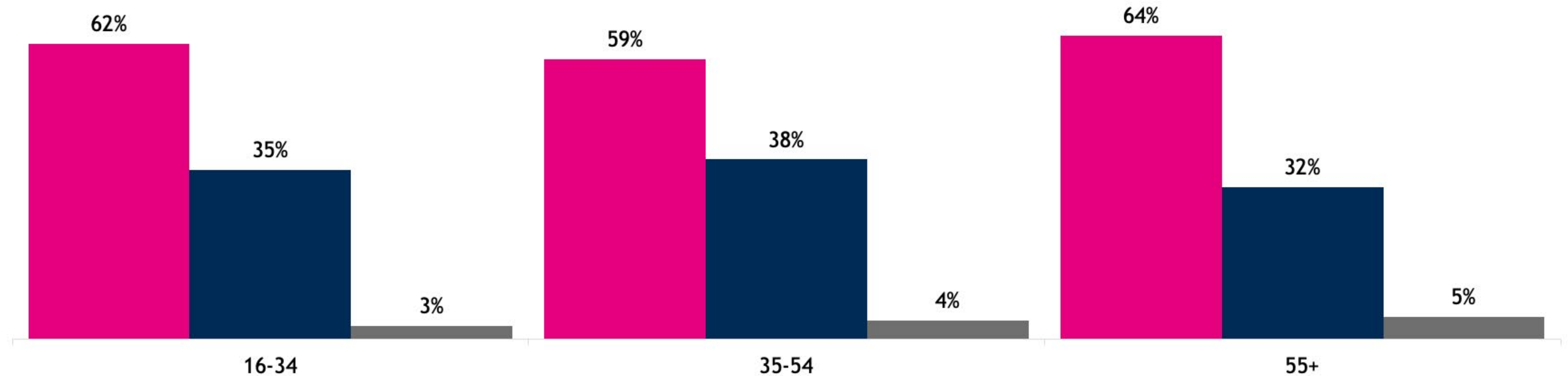


[1] Q1_W3. Do you feel like you are a part of your local community? [2] Base: All respondents (n=8,976)

This view is shared across ages.

The proportion of respondents who say they feel part of their local community, by age

■ Yes ■ No ■ Don't know

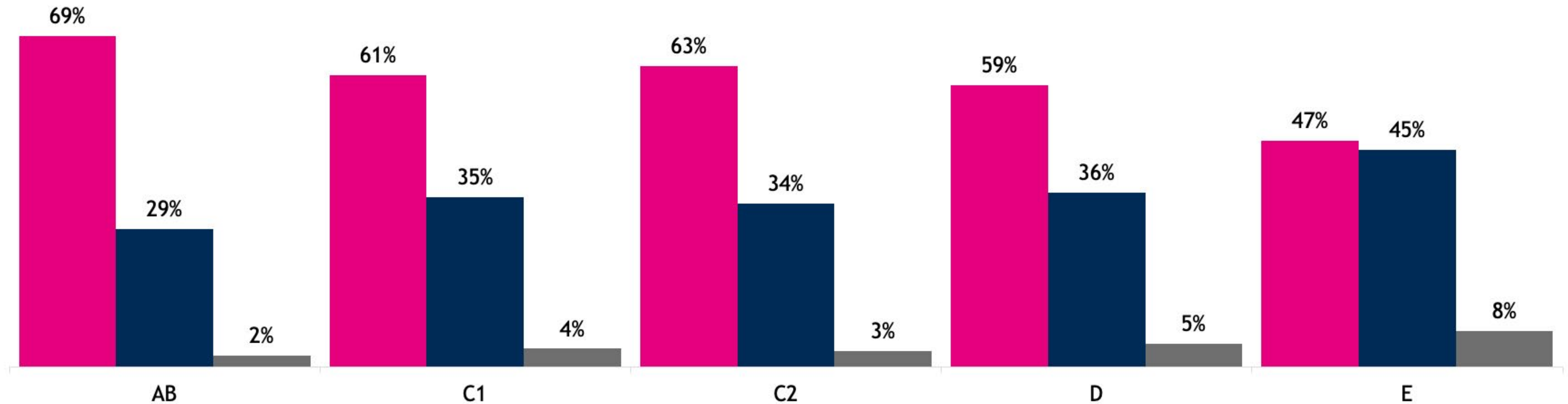


[1] Q1_W3. Do you feel like you are a part of your local community? [2] Base: All respondents in each age group. 16-34 n=2,645; 35-54 n=3,222; 55+ n=3,109

Respondents in higher socioeconomic grades (SEG) are more likely to say they feel part of their community than those in lower SEGs

The proportion of respondents who say they feel part of their local community, by SEG

■ Yes ■ No ■ Don't know

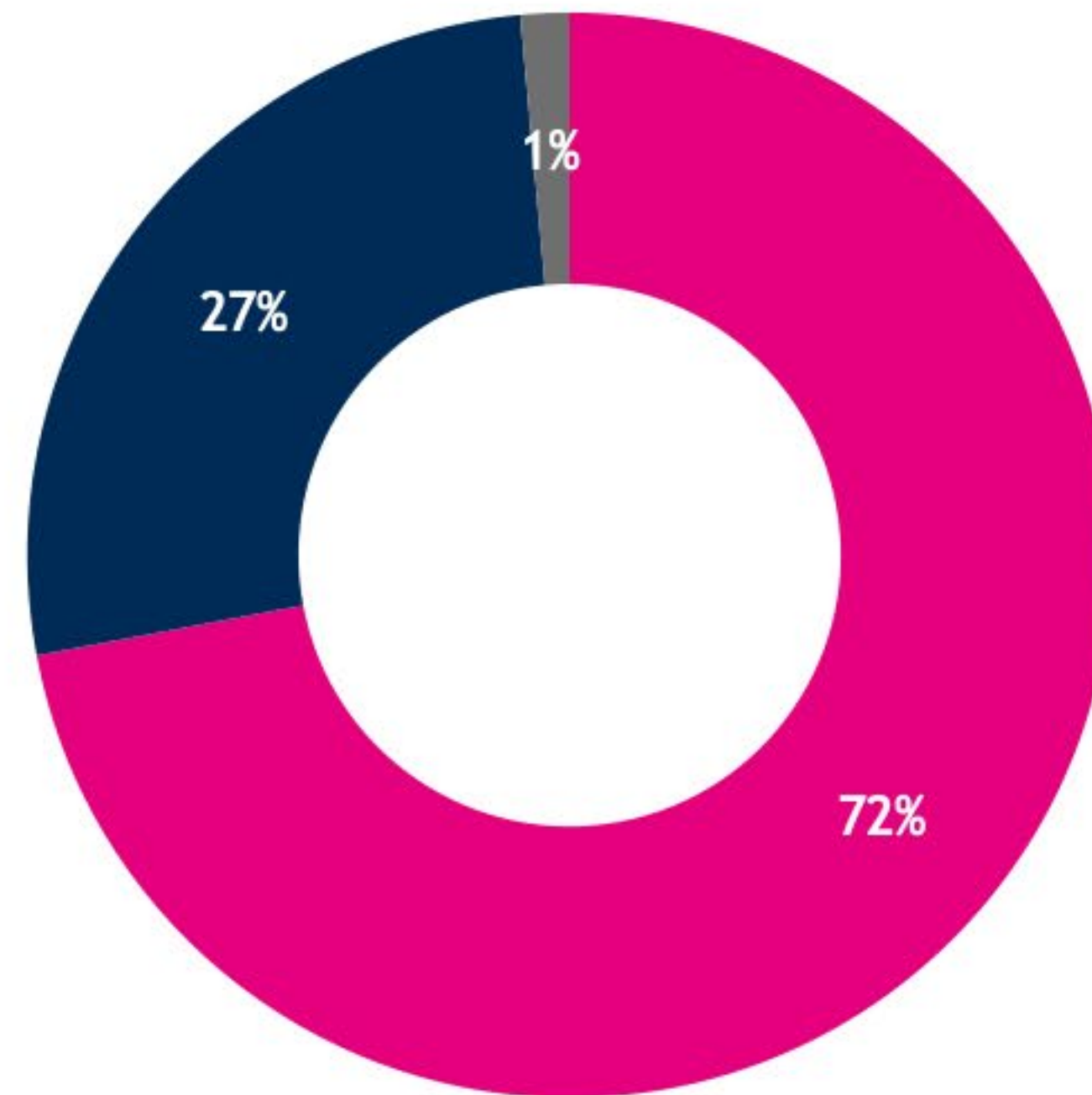


[1] Q1_W3. Do you feel like you are a part of your local community? [2] Base: Respondents in each SEG group. AB n=2,822; C1 n=2,887; C2 n=1,590; D n=1,020; E n=657

Seven in ten respondents say it's important to them that they feel part of their community

The proportion of respondents who say it is important or not to feel part of their local community

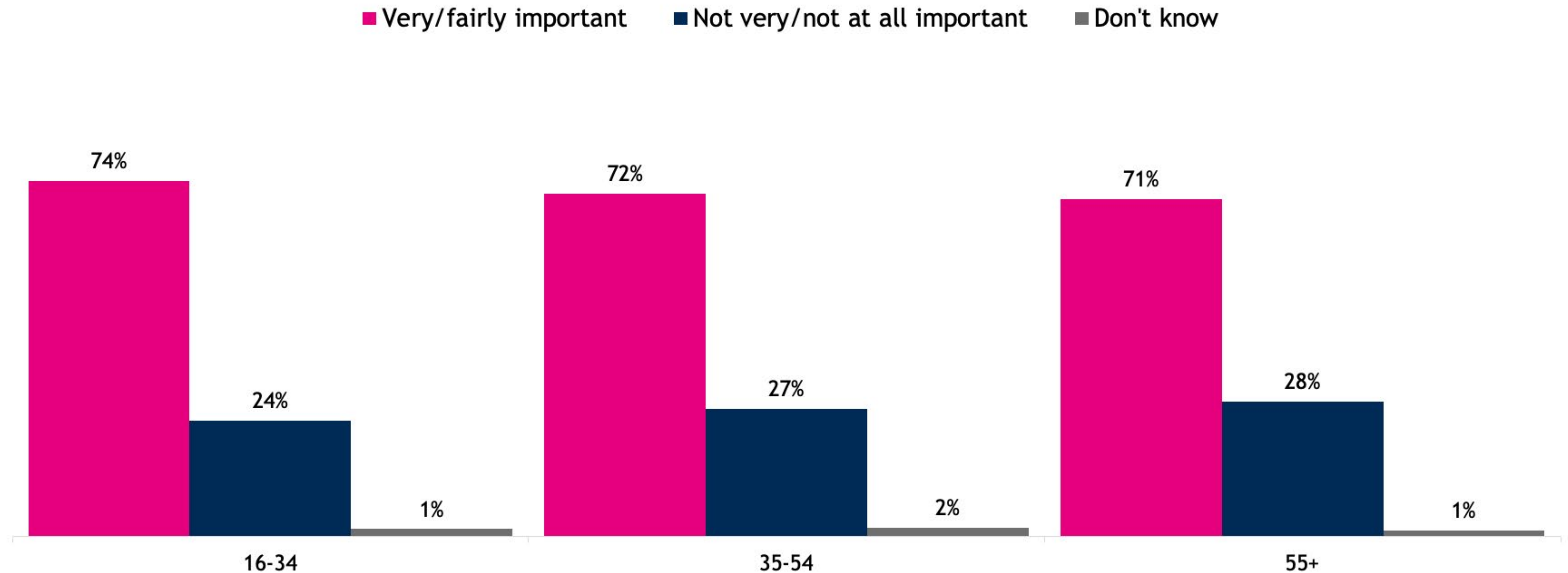
■ Very/fairly important ■ Not very/not at all important ■ Don't know



[1] Q2. How important, if at all, is it to you that you feel part of your local community? [2] Base: All respondents (n=8,976)

This view is shared across ages.

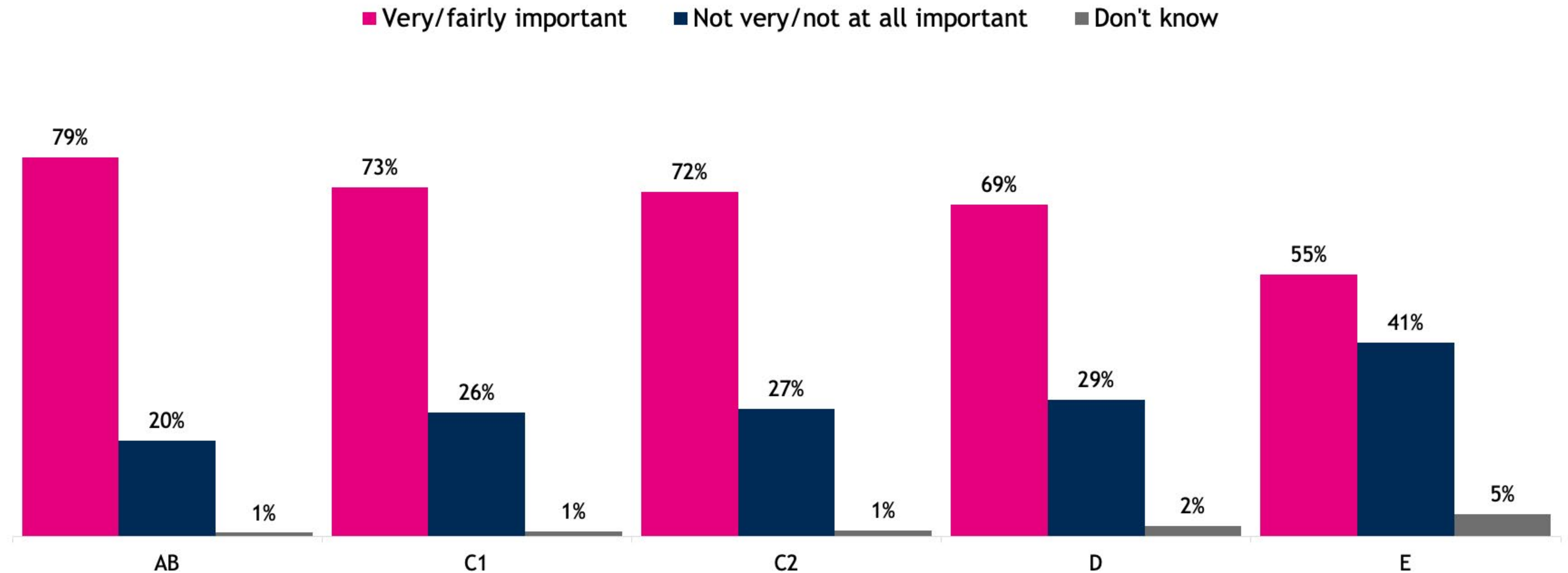
The proportion of respondents who say it is important or not to feel part of their local community, by age



[1] Q2. How important, if at all, is it to you that you feel part of your local community? [2] Base: All respondents in each age group. 16-34 n=2,645; 35-54 n=3,222; 55+ n=3,109

Respondents in higher socioeconomic grades (SEG) are more likely to say it's important they feel part of their community

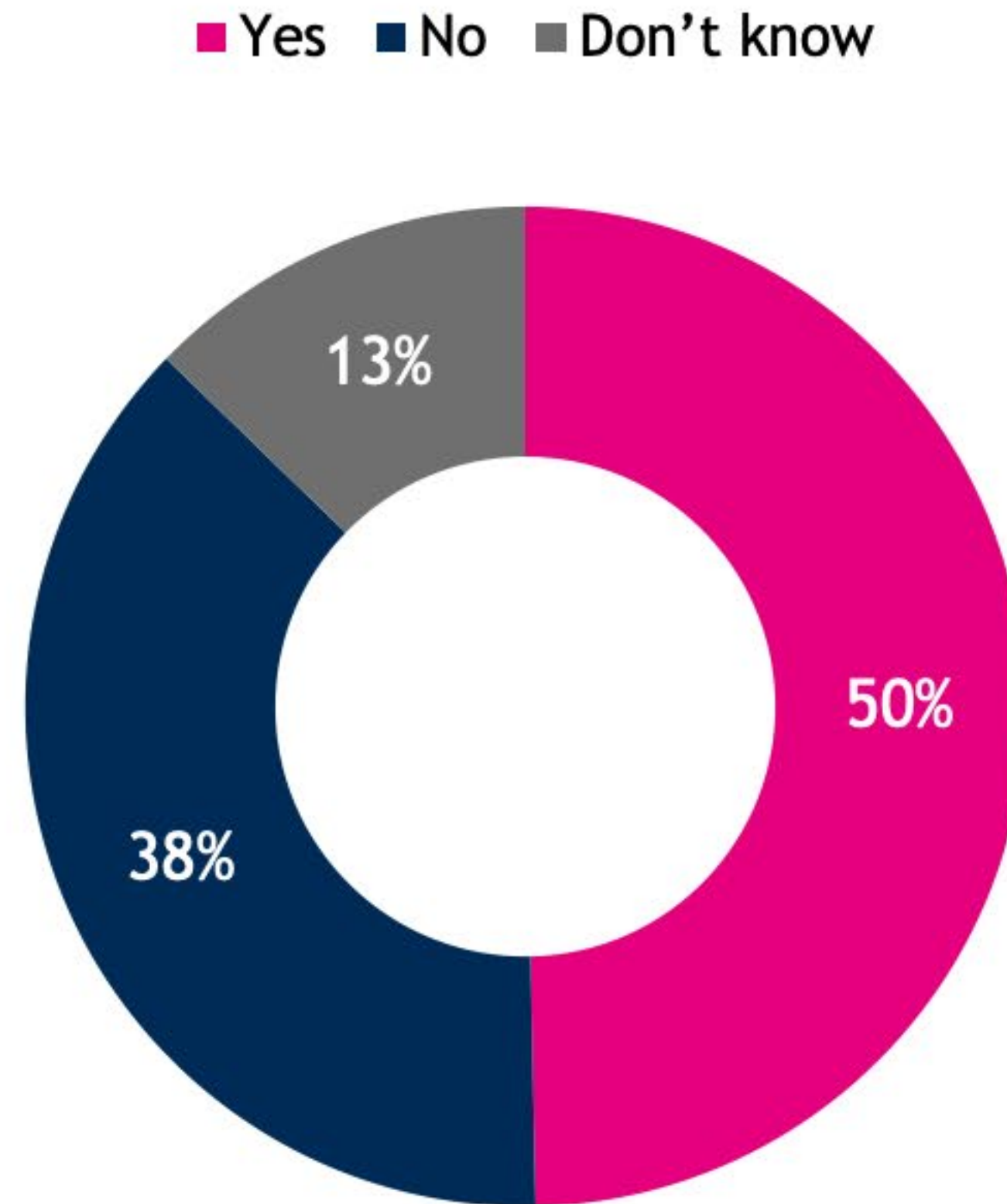
The proportion of respondents who say it is important or not to feel part of their local community, by SEG



[1] Q2. How important, if at all, is it to you that you feel part of your local community? [2] Base: Respondents in each SEG group. AB n=2,822; C1 n=2,887; C2 n=1,590; D n=1,020; E n=657

Half of all respondents say they intend to take part in volunteering activities in 2024

The proportion of respondents who say they intend to take part in volunteering activities in 2024 (formal or informal)

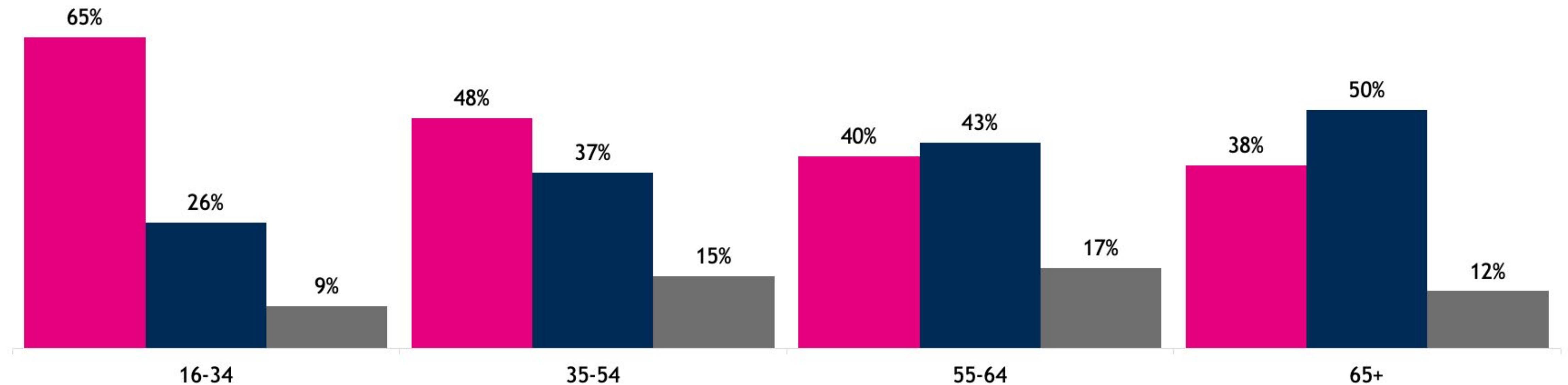


[1] Q3_W3. Thinking of next year (2024) do you intend to take part in any volunteering activities (formal or informal) in your local community? [2] Base: All respondents (n=8,976)

A majority of 16-34s say they intend to take part in volunteering activities in 2024

The proportion of respondents who say they intend to take part in volunteering activities in 2024 (formal or informal), by age

■ Yes ■ No ■ Don't know

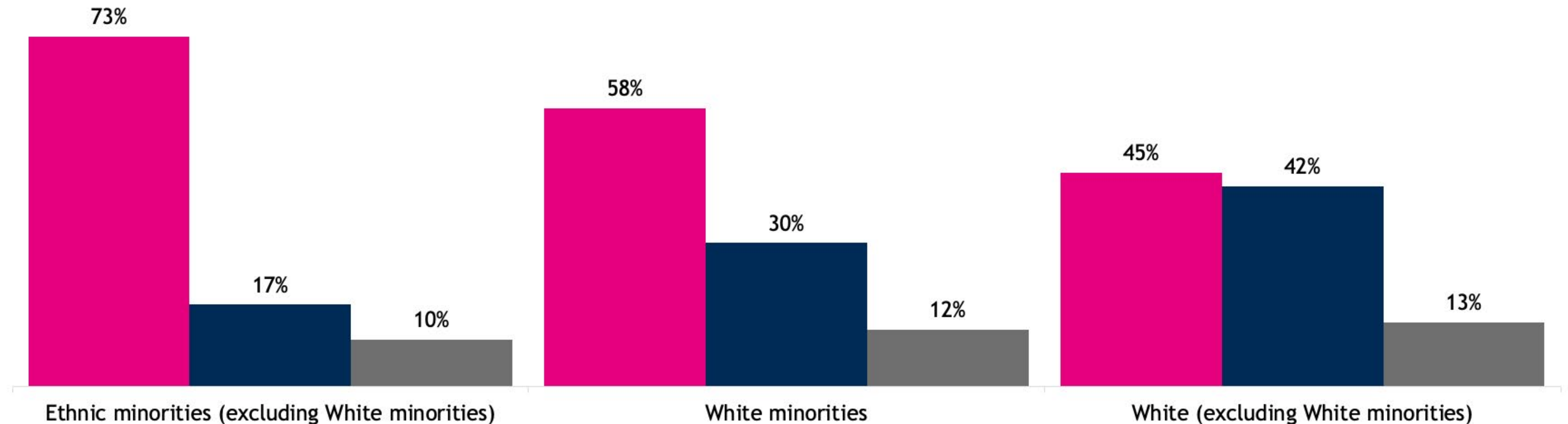


[1] Q3_W3. Thinking of next year (2024) do you intend to take part in any volunteering activities (formal or informal) in your local community? [2] Base: All respondents in each age group. 16-34 n=2,645; 35-54 n=3,222; 55+ n=3,109

Respondents from ethnic minority groups (excluding white ethnic minorities) are more likely than white respondents to say they intend to volunteer in 2024

The proportion of respondents who say they intend to take part in volunteering activities in 2024 (formal or informal), by ethnicity

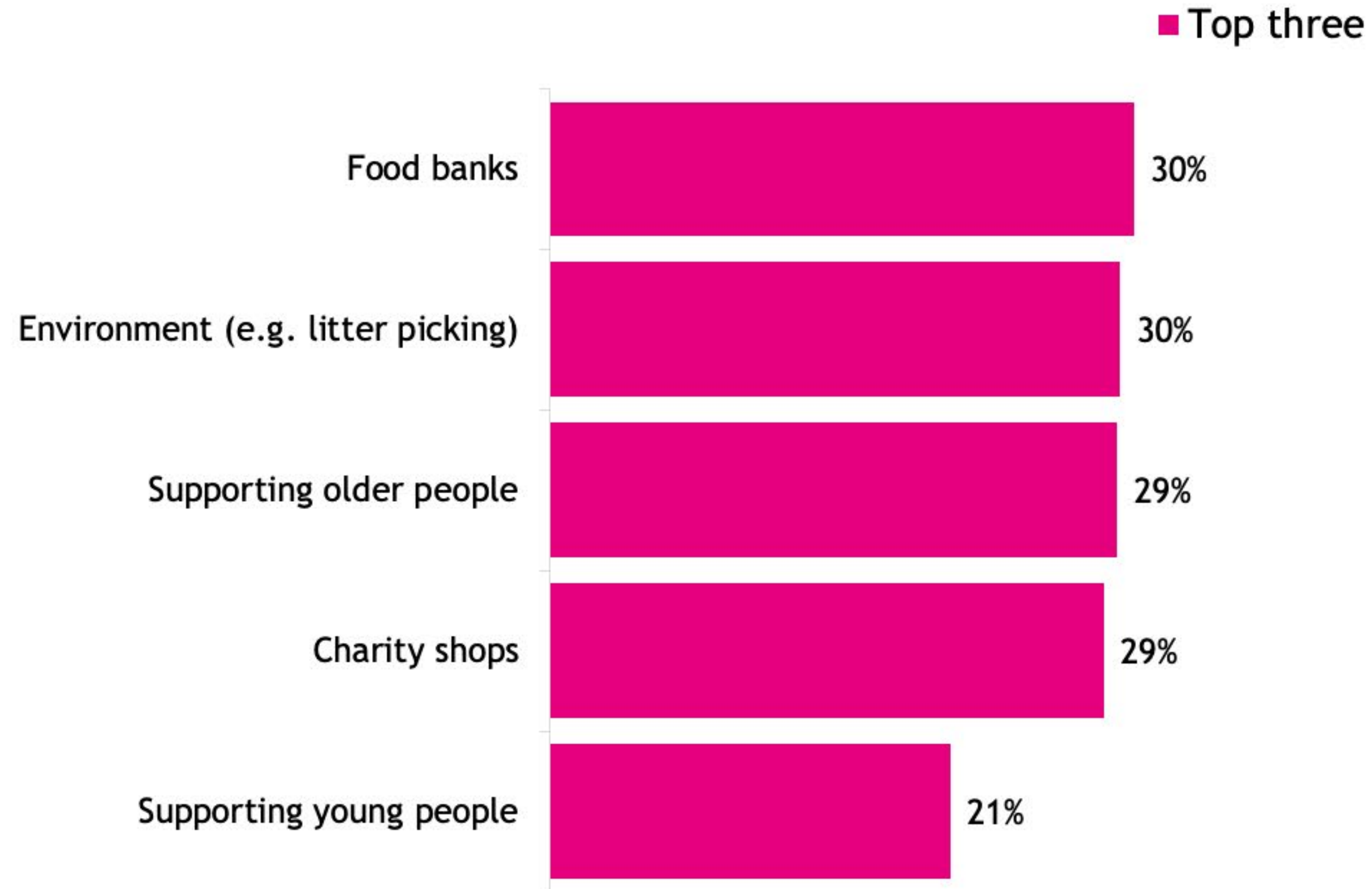
■ Yes ■ No ■ Don't know



[1] Q3_W3. Thinking of next year (2024) do you intend to take part in any volunteering activities (formal or informal) in your local community? [2] Base: All respondents in each ethnic group. White (including White minorities) n=7,653; Ethnic minorities (excluding White minorities) n=1,323

Those who say they intend to volunteer are most likely to want to volunteer for food banks, the environment and supporting older people

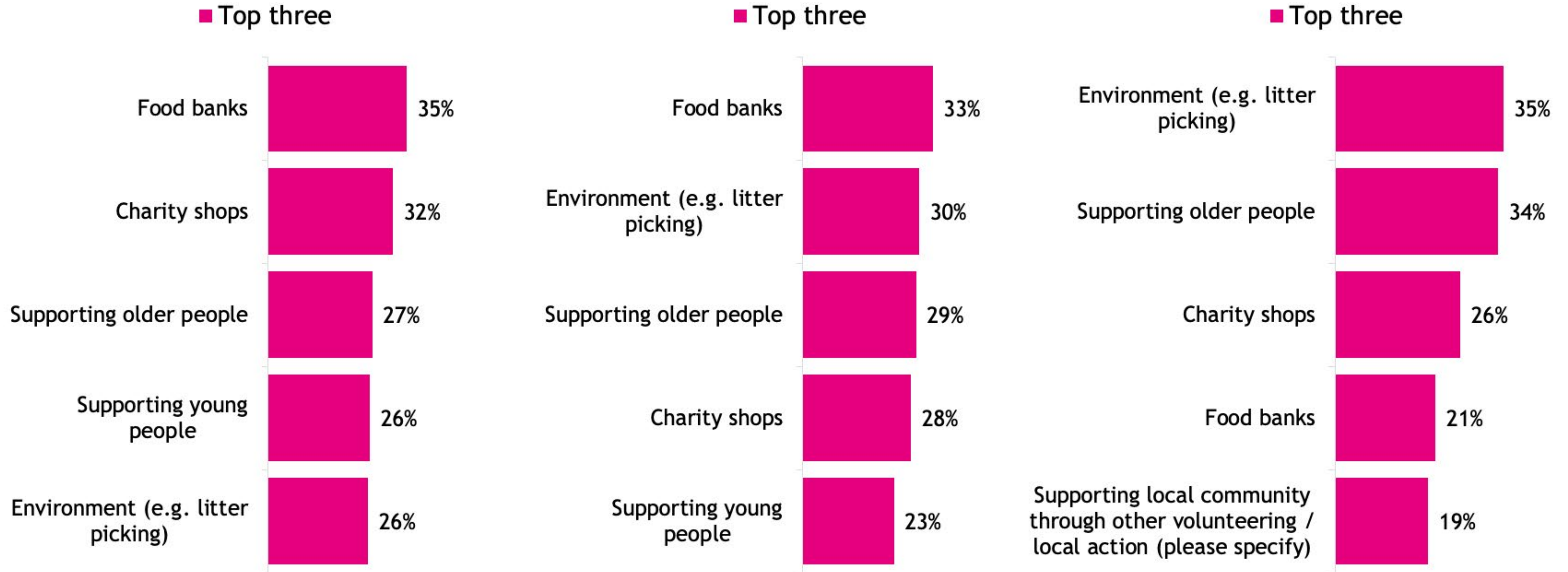
The proportion of volunteers who intend to help out in each of the following areas (% top three, showing top five responses)



[1] Q4_W3. You said that you intend to volunteer in your local community next year. In which of the following areas do you think you might do this? [2] Base: All respondents who intend to volunteer in their local community in 2024 (n=4,644)

Top volunteering choices differ by age...

Features of local community that respondents hope to see change for the next generation (% ranking feature as one of three most important, showing top five responses)

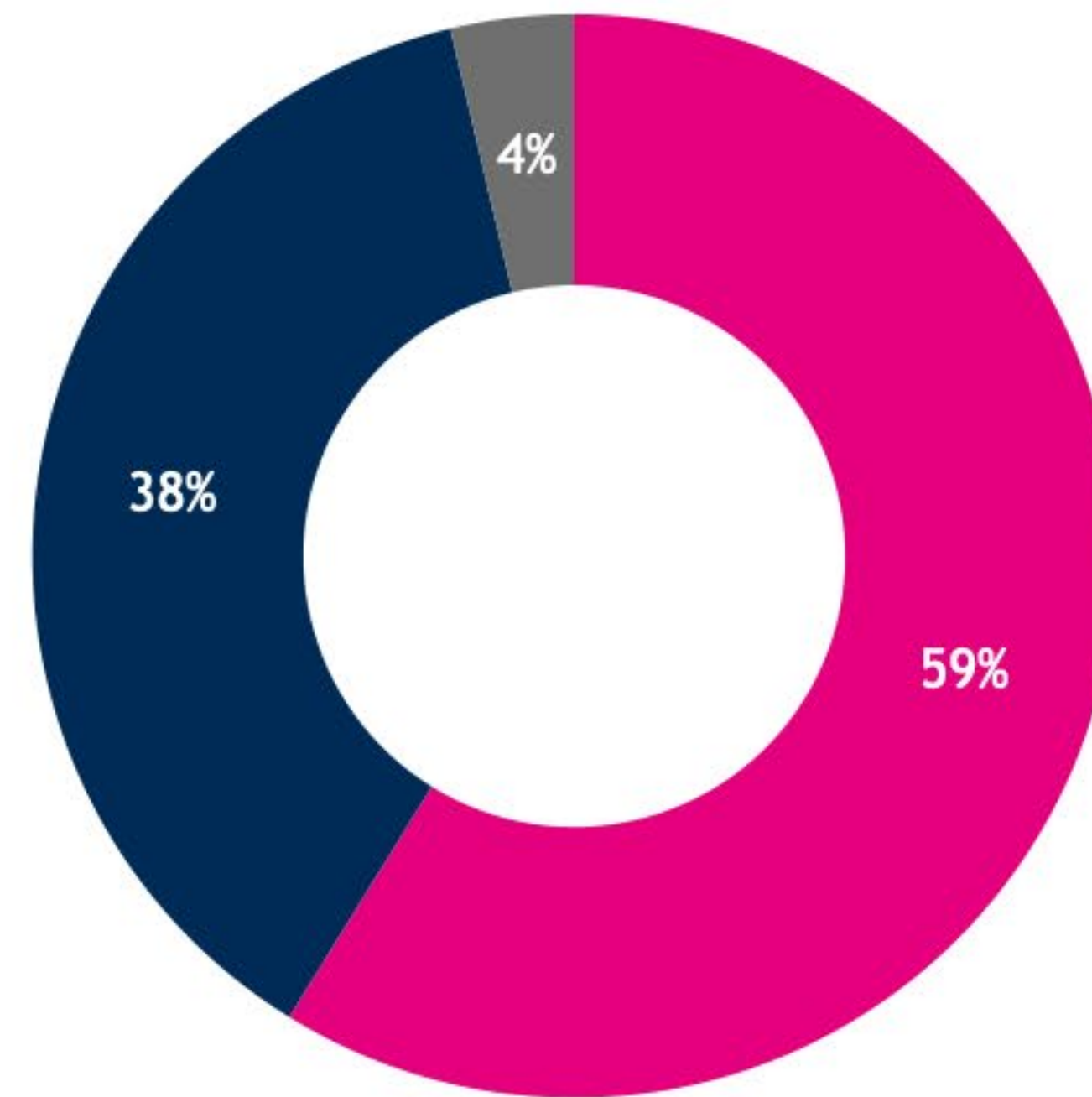


[1] Q4_W3. You said that you intend to volunteer in your local community next year. In which of the following areas do you think you might do this? [2] Base: All respondents who say that they intend to volunteer in their local community in 2024, in each age group. 16-34 n=1,730; 35-54 n=1,640; 55+ n=1,274

Six in ten respondents say community spirit is strong where they live

The perceived strength of community spirit where respondents live

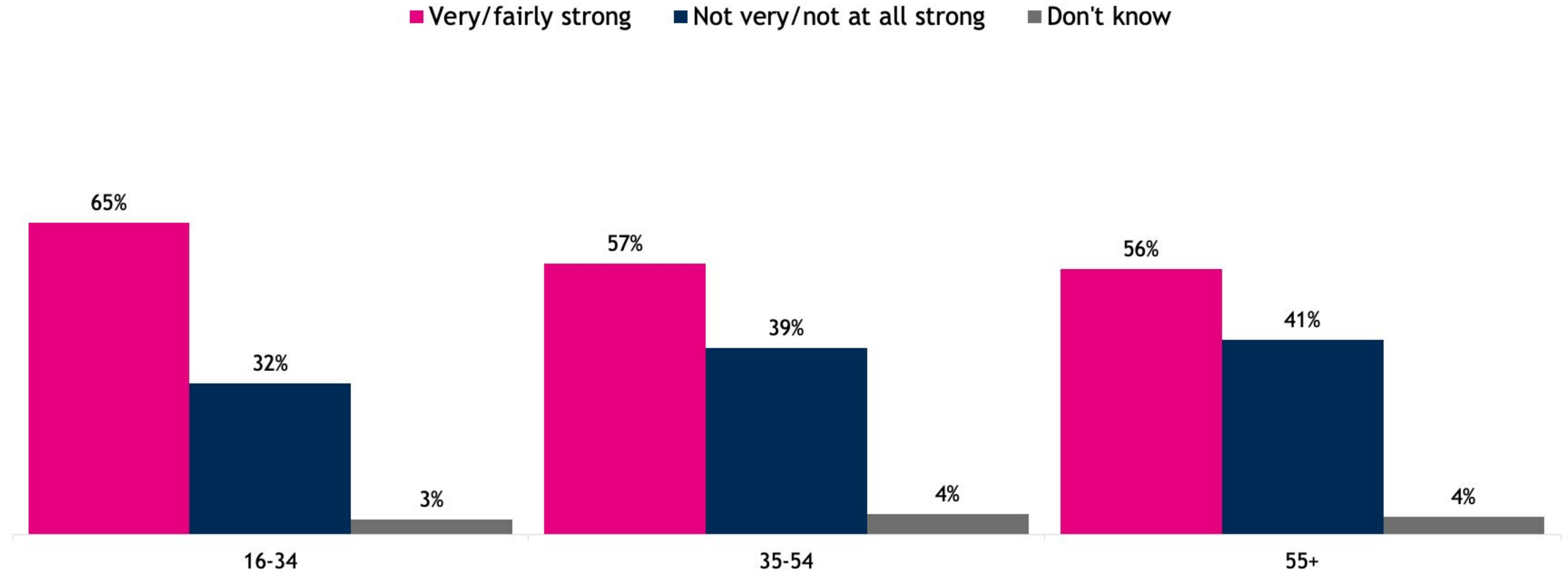
■ Very/fairly strong ■ Not very/not at all strong ■ Don't know



[1] Q5. Thinking about where you live, how strong, if at all, do you think the sense of community spirit is? [2] Base: All respondents (n=8,976)

16-34s are more likely to say community spirit is strong where they live

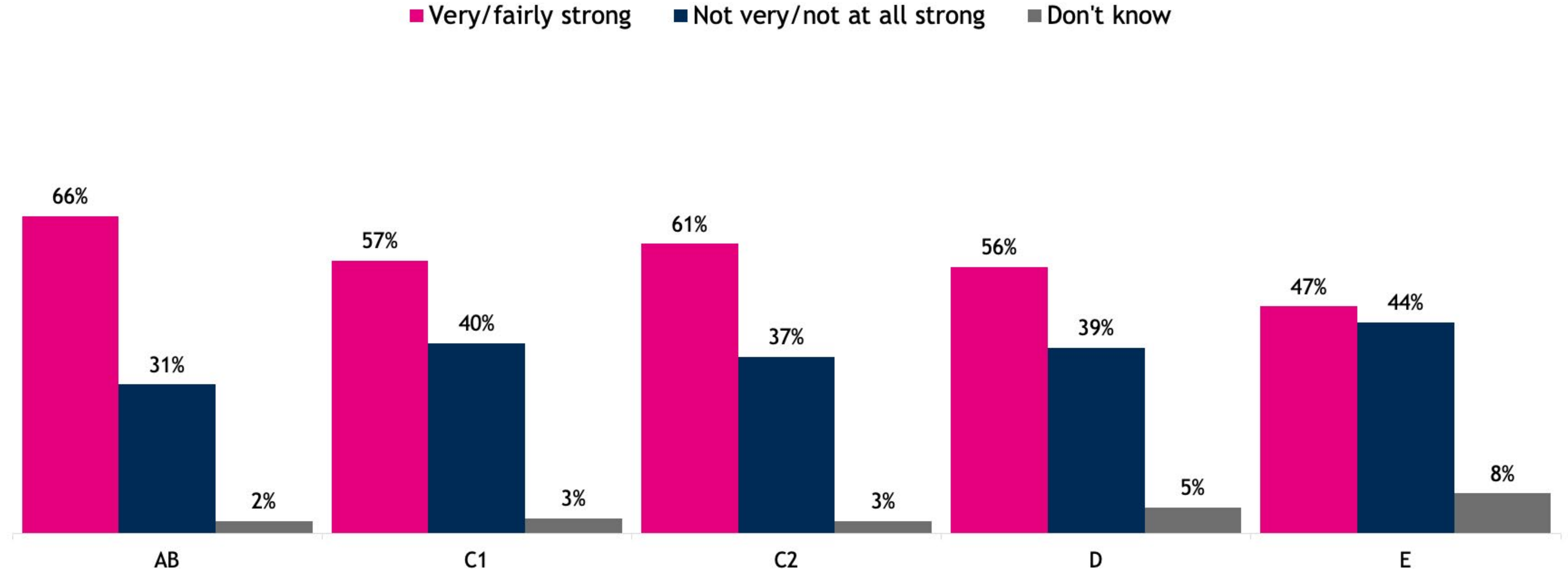
The perceived strength of community spirit where respondents live, by age



[1] Q5. Thinking about where you live, how strong, if at all, do you think the sense of community spirit is? [2] Base: All respondents in each age group. 16-34 n=2,645; 35-54 n=3,222; 55+ n=3,109

Those in higher socioeconomic grades (SEG) are more likely to say community spirit is strong where they live

The perceived strength of community spirit where respondents live, by SEG

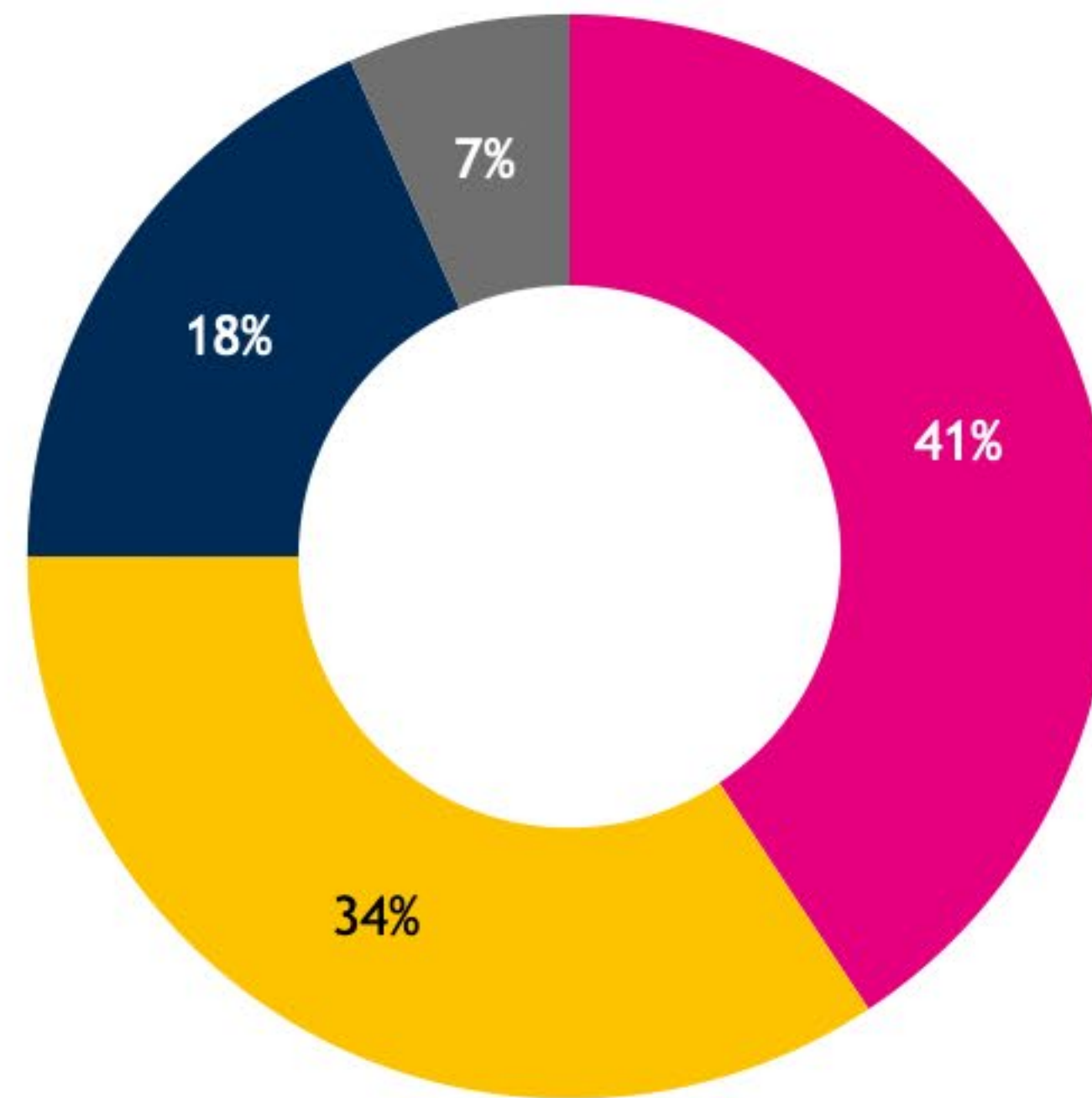


[1] Q5. Thinking about where you live, how strong, if at all, do you think the sense of community spirit is? [2] Base: Respondents in each SEG group. AB n=2,822; C1 n=2,887; C2 n=1,590; D n=1,020; E n=657

Four in ten respondents say the COVID-19 pandemic has strengthened the sense of community spirit

The perceived impact of the COVID-19 pandemic on sense of community spirit where respondents live

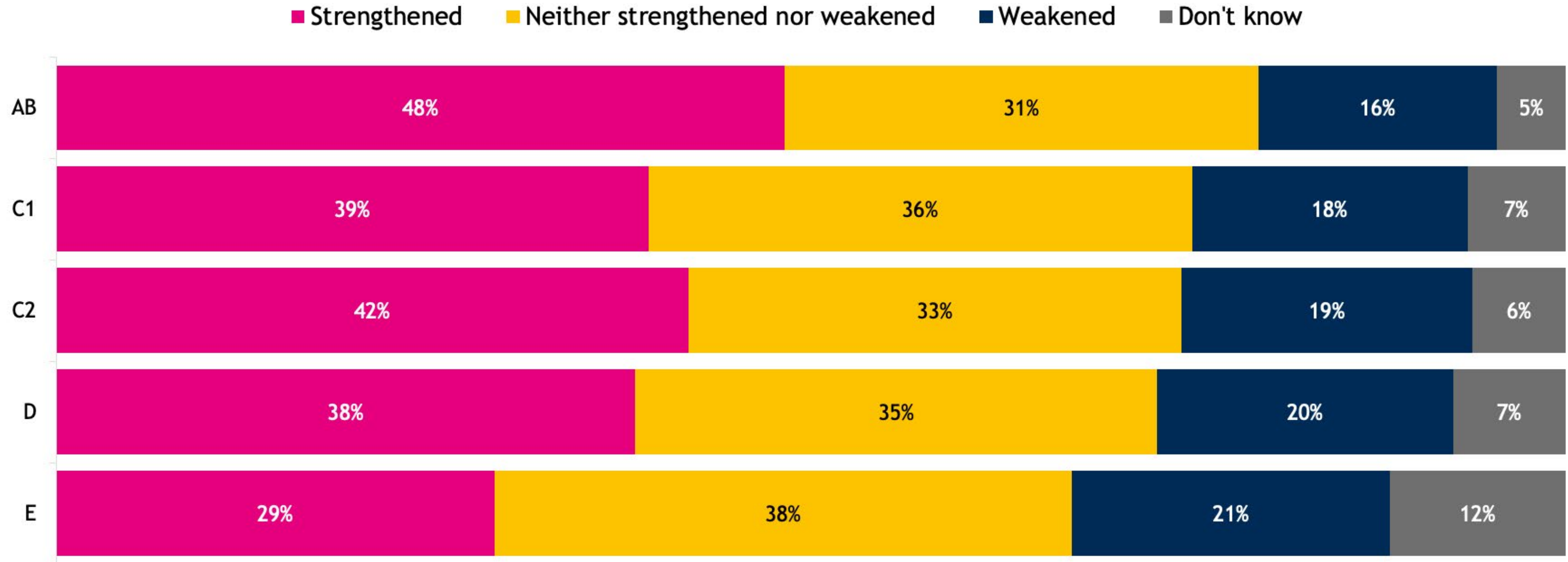
■ Strengthened ■ Neither strengthened nor weakened ■ Weakened ■ Don't know



[1] Q6. Thinking about where you live, what impact, if any, do you think the COVID-19 pandemic has had on the sense of community spirit? [2] Base: All respondents (n=8,976)

Respondents in higher socioeconomic grades (SEG) are more likely to say the COVID-19 pandemic has strengthened the sense of community spirit

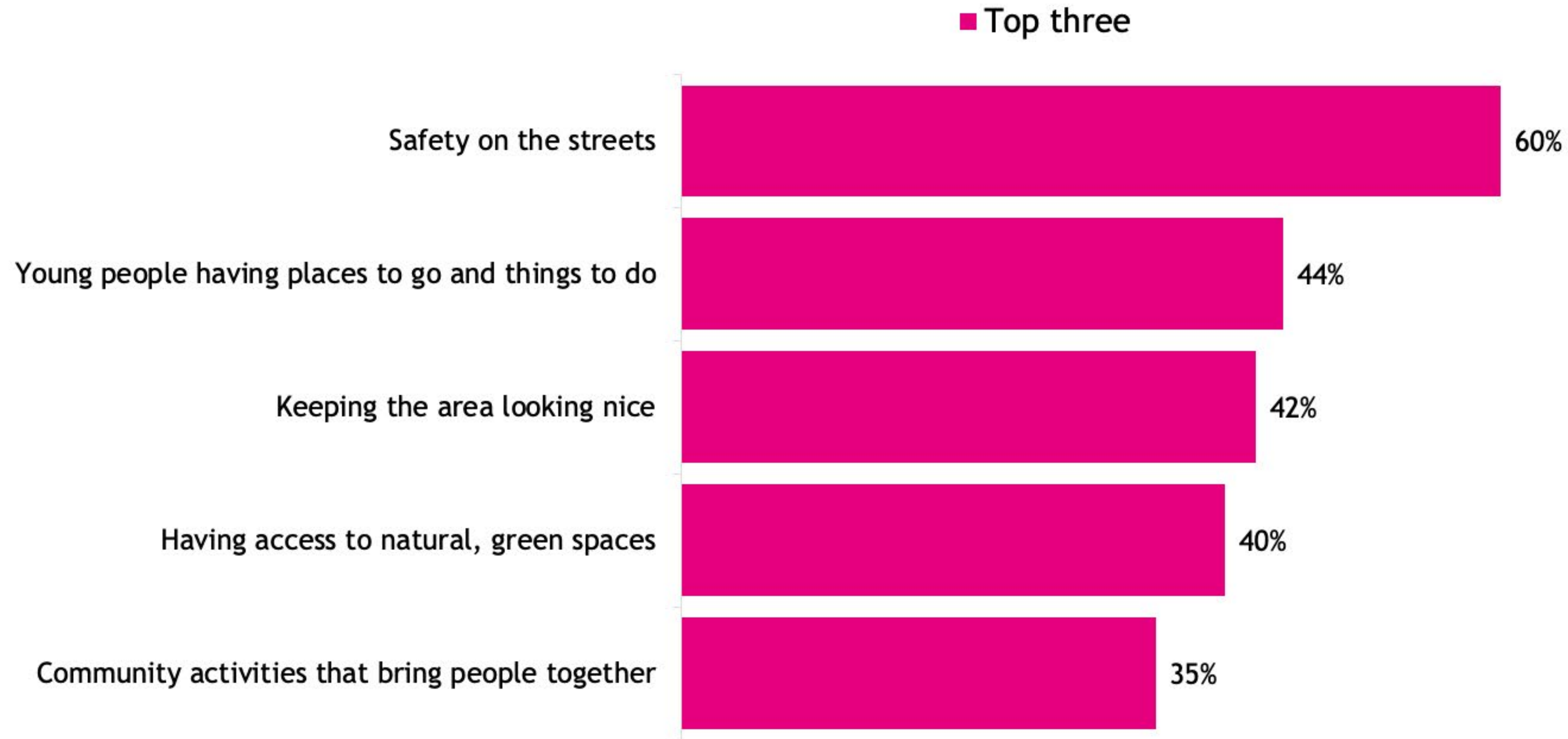
The perceived impact of the COVID-19 pandemic on the sense of community spirit where respondents live



[1] Q6. Thinking about where you live, what impact, if any, do you think the COVID-19 pandemic has had on the sense of community spirit? [2] Base: Respondents in each SEG group. AB n=2,822; C1 n=2,887; C2 n=1,590; D n=1,020; E n=657

Safety on the streets, young people having places to go and things to do, and keeping the area looking nice are deemed the top priorities related to the physical environment in 2024

Proportion of respondents that believe each feature of the physical environment would benefit their local community (% ranking feature as one of three most important, showing top five responses)



[1] Q7_W3. Thinking about what would benefit your local community, which of the following areas related to the physical environment do you think are most important? [2] Base: All respondents (n=8,976)

Safety on the streets is deemed the top priority related to the physical environment, across all age categories

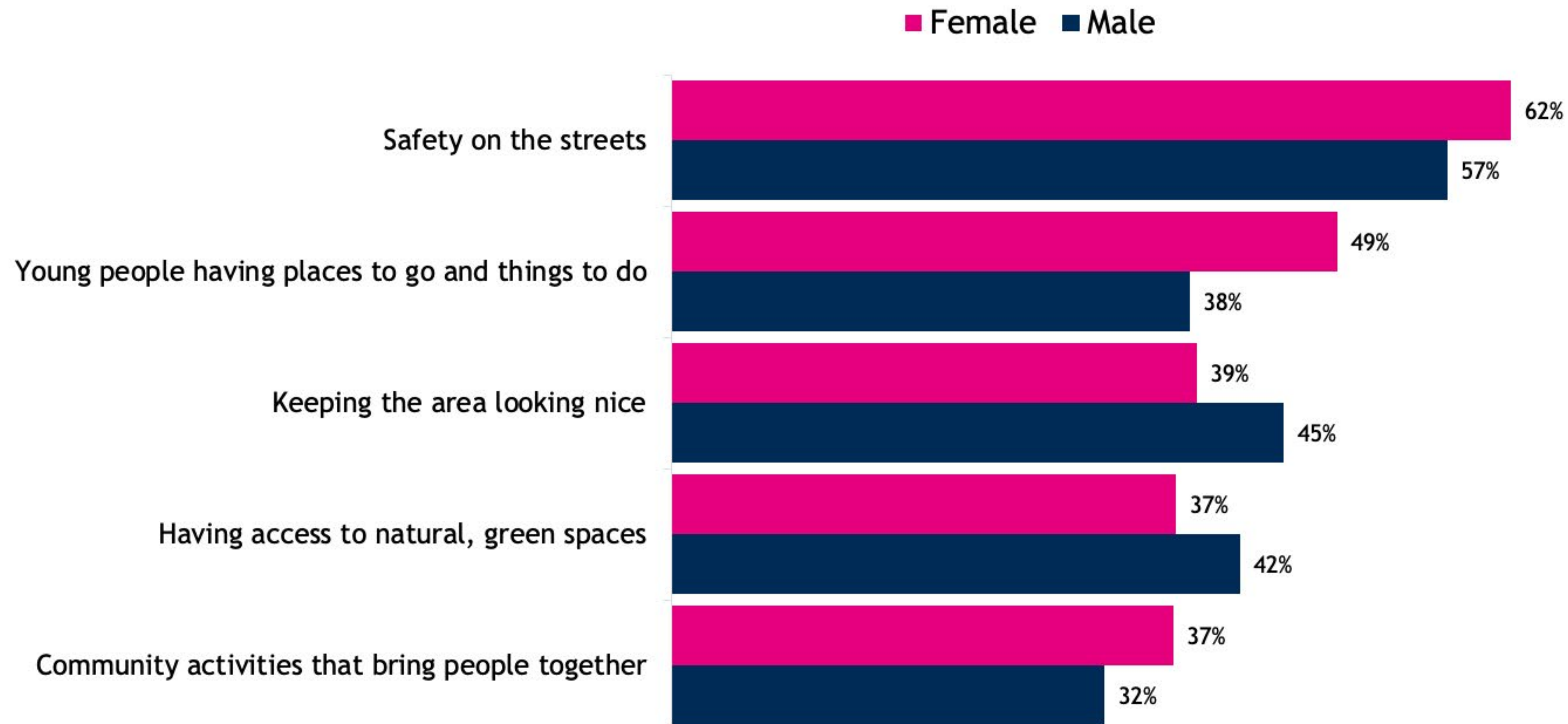
Proportion of respondents that believe each feature of the physical environment would benefit their local community, by age (% ranking feature as one of three most important, showing top five responses)



[1] Q7_W3. Thinking about what would benefit your local community, which of the following areas related to the physical environment do you think are most important? [2] Base: All respondents in each age group. 16-34 n=2,645; 35-54 n=3,222; 55+ n=3,109

Safety on the streets is deemed the top priority related to the physical environment, across both reported gender categories

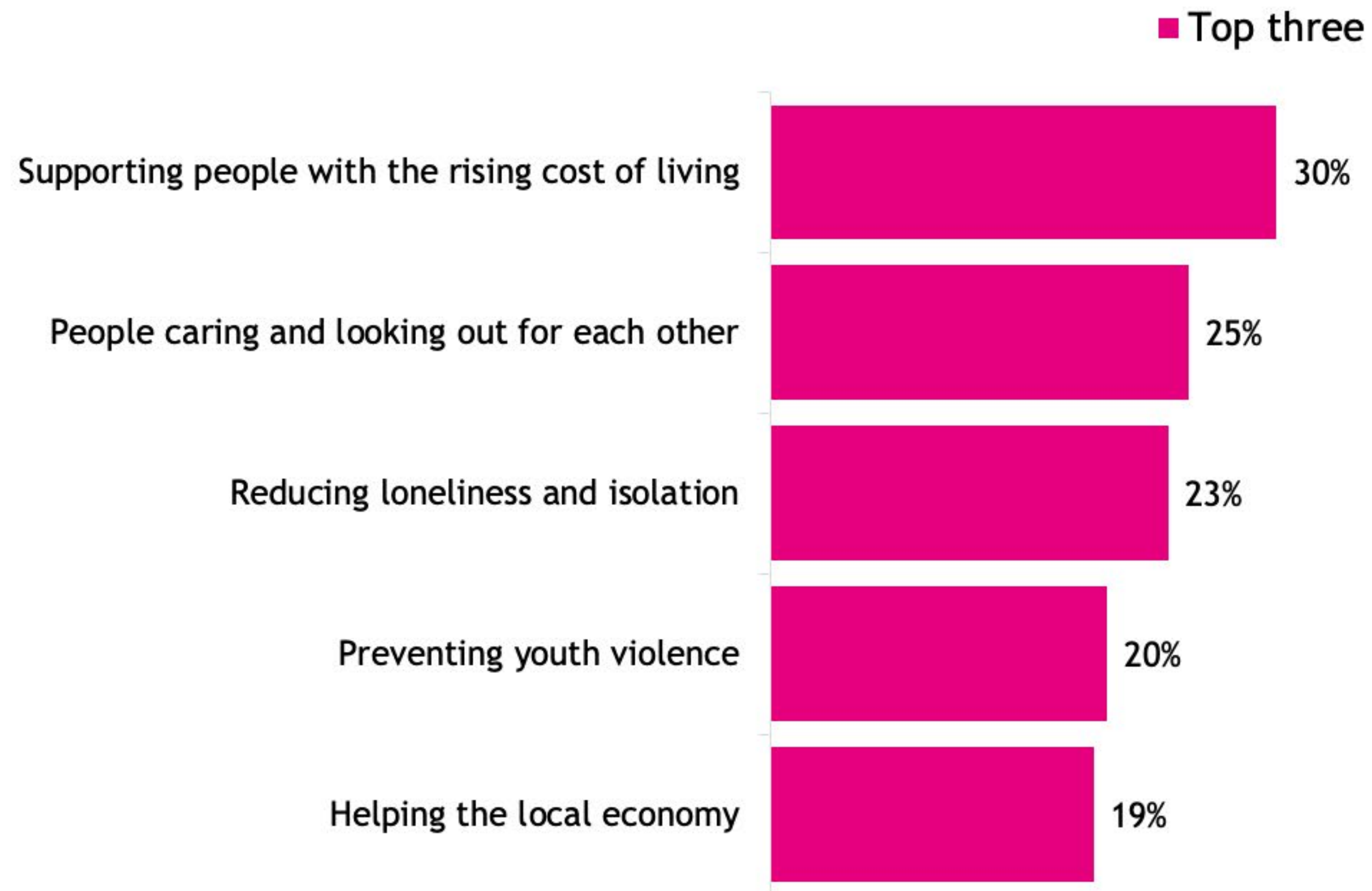
Proportion of respondents that believe each feature of the physical environment would benefit their local community, by gender (% ranking feature as one of three most important, showing top five responses)



[1] Q7_W3. Thinking about what would benefit your local community, which of the following areas related to the physical environment do you think are most important? [2] Base: All respondents in each gender. Female n=4,913; Male n=4,015

Supporting people with the rising cost of living is deemed the top priority for the wellbeing of respondents' local community

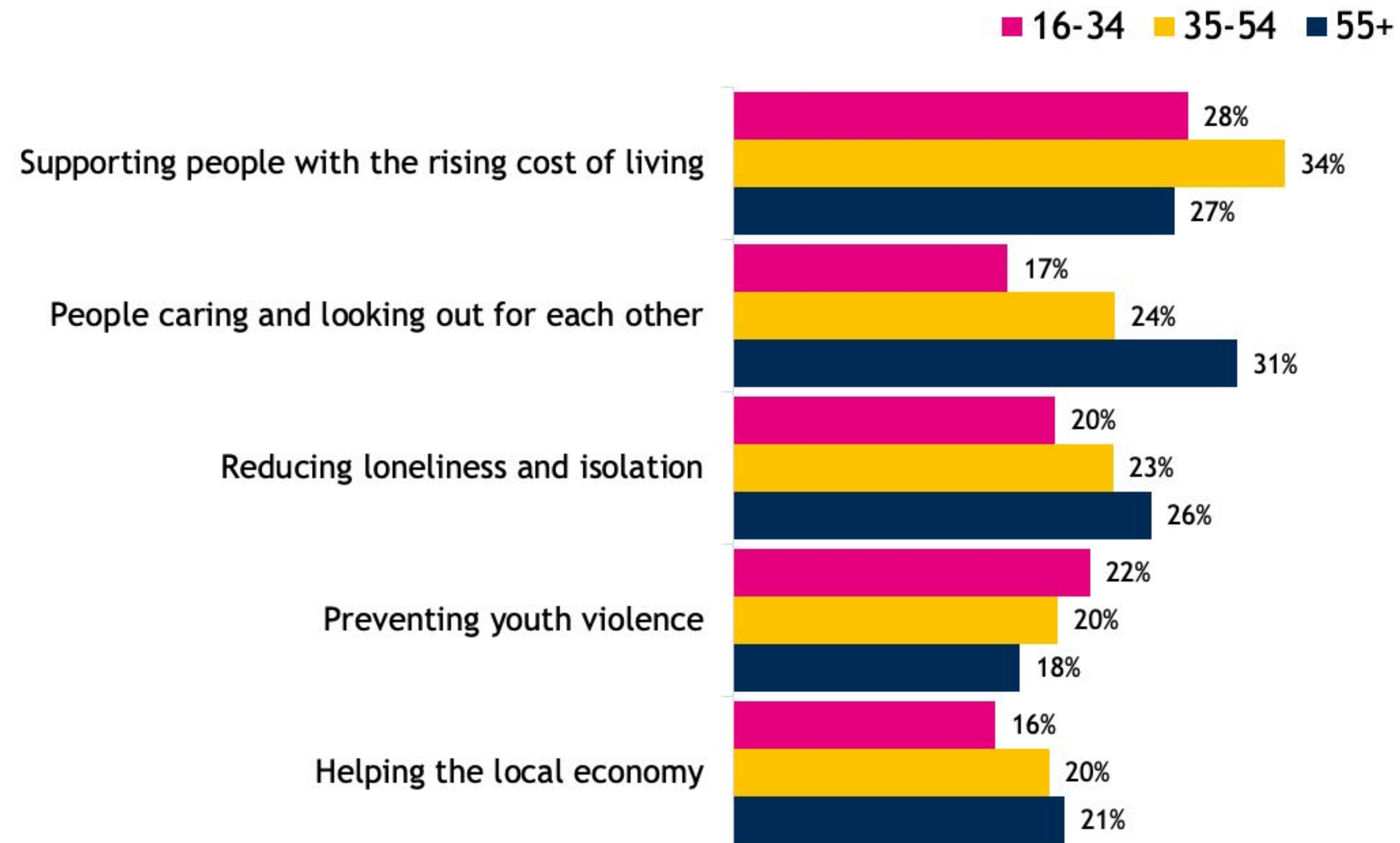
Proportion of respondents that believe each wellbeing factor would benefit their local community (% ranking feature as one of three most important, showing top five responses)



[1] Q8_W3. Thinking about the wellbeing of your local community, which of the following do you see as being most important in the year ahead (2024)? [2] Base: All respondents (n=8,976)

Supporting people with the rising cost of living is the feature most important to 16-54s, but those aged 55+ prioritise people caring and looking out for each other

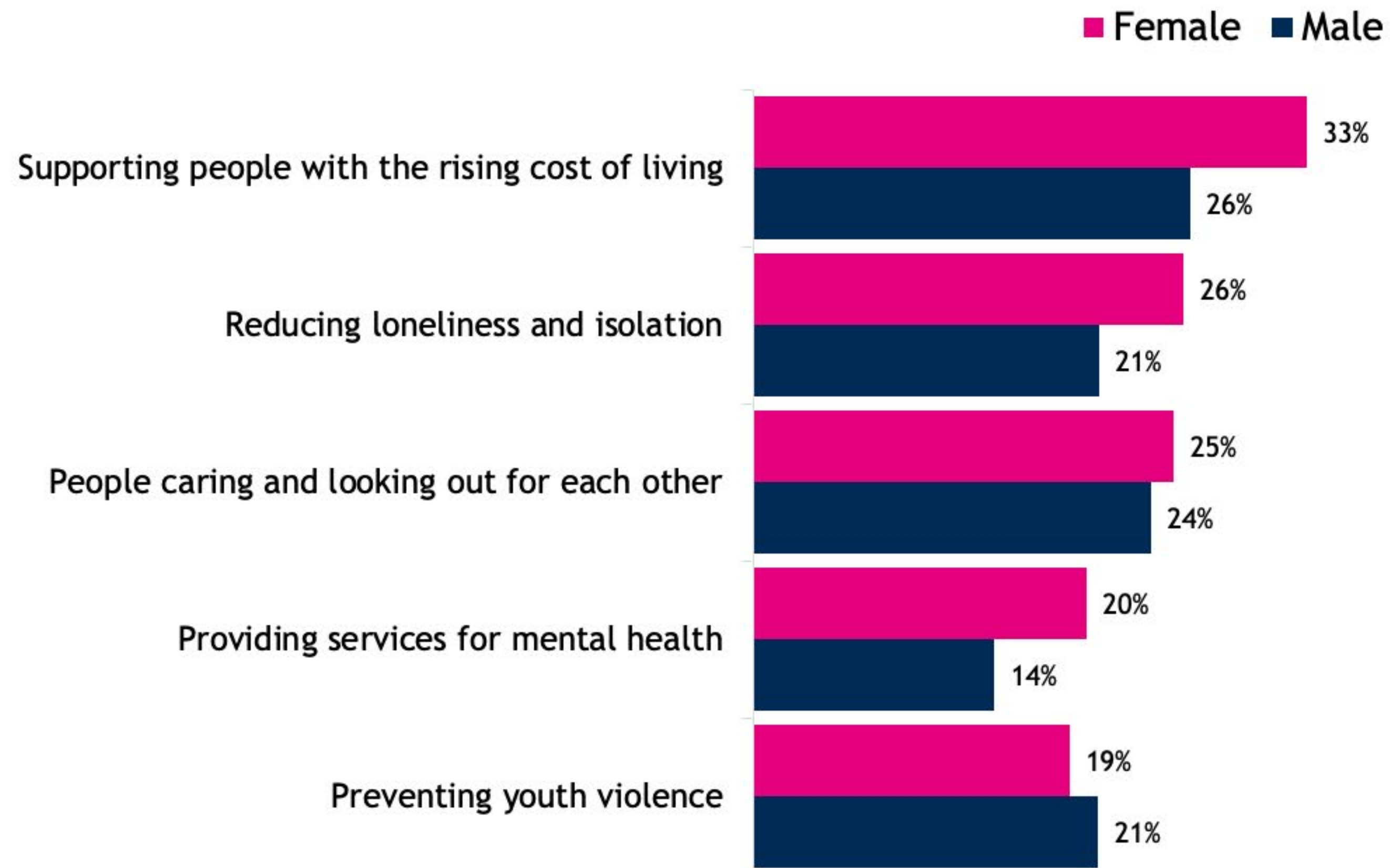
Proportion of respondents that believe each wellbeing factor would benefit their local community, by age (% ranking feature as one of three most important, showing top five responses)



[1] Q8_W3. Thinking about the wellbeing of your local community, which of the following do you see as being most important in the year ahead (2024)? [2] Base: All respondents in each age group. 16-34 n=2,645; 35-54 n=3,222; 55+ n=3,109

Supporting people with the rising cost of living is deemed the top priority for community wellbeing across both reported gender categories

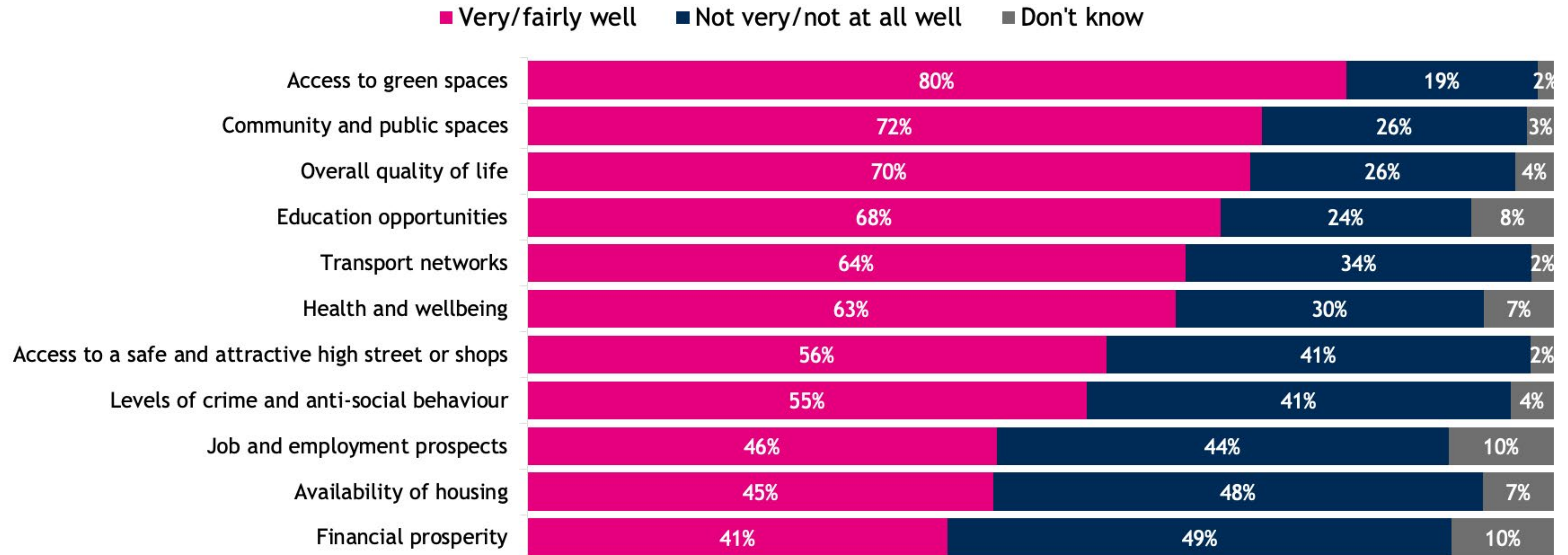
Proportion of respondents that believe each wellbeing factor would benefit their local community, by gender (% ranking feature as one of three most important, showing top five responses)



[1] Q8_W3. Thinking about the wellbeing of your local community, which of the following do you see as being most important in the year ahead (2024)? [2] Base: All respondents in each gender. Female n=4,913; Male n=4,015

Over seven in ten respondents say their community is faring well in access to green spaces, community and public spaces, and overall quality of life

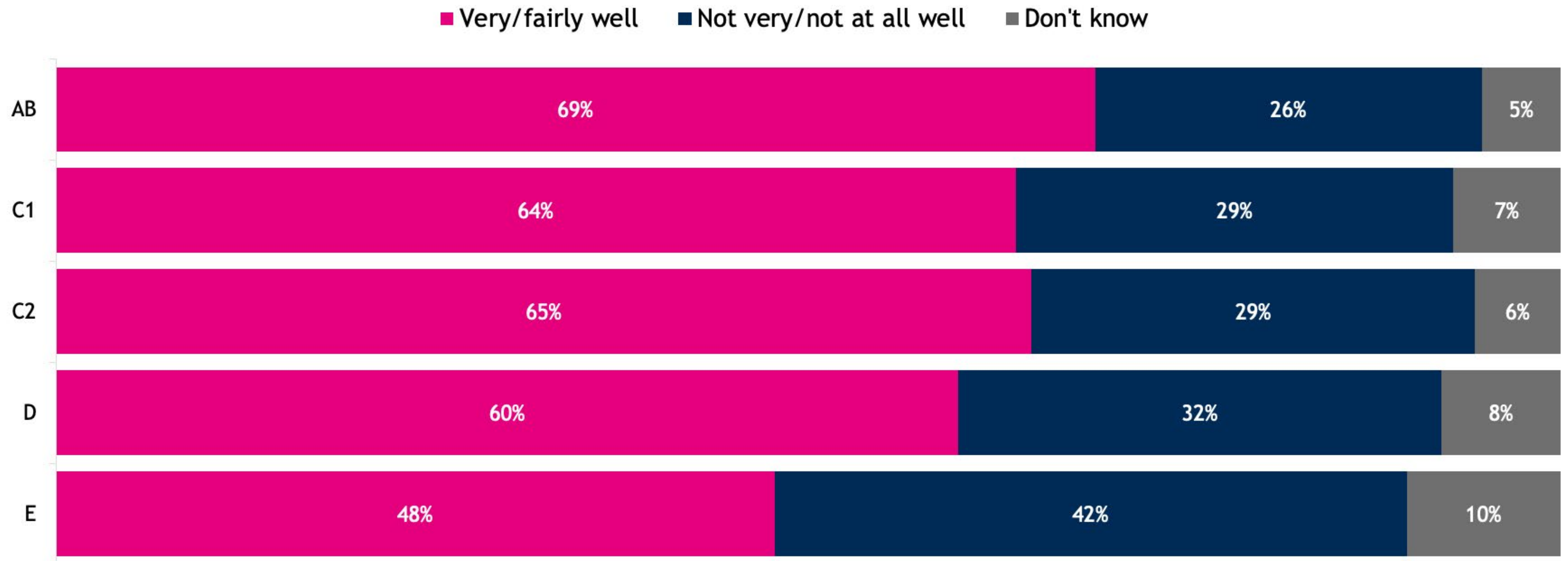
How respondents feel their local community is faring in each of the following areas



[1] Q9_W3. How well do you think your local community is faring in each of the following areas? [2] Base: All respondents (n=8,976)

People in higher socioeconomic grades (SEG) are more likely than people in lower SEGs to say their community is faring well on health and wellbeing

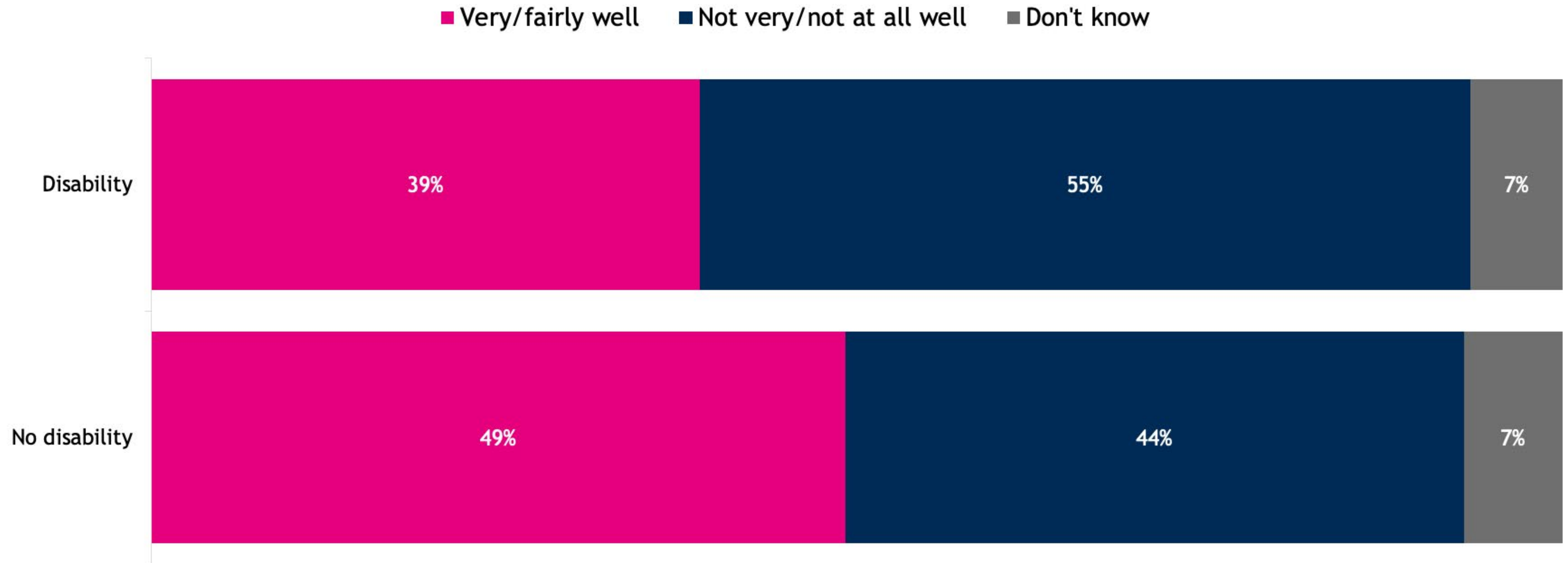
How respondents feel their local community is faring in the area of health and wellbeing



[1] Q9_W3. How well do you think your local community is faring in each of the following areas? [2] Base: Respondents in each SEG group. AB n=2,822; C1 n=2,887; C2 n=1,590; D n=1,020; E n=657

Non-disabled people are more likely than people with a disability to say their community is faring well on availability of housing

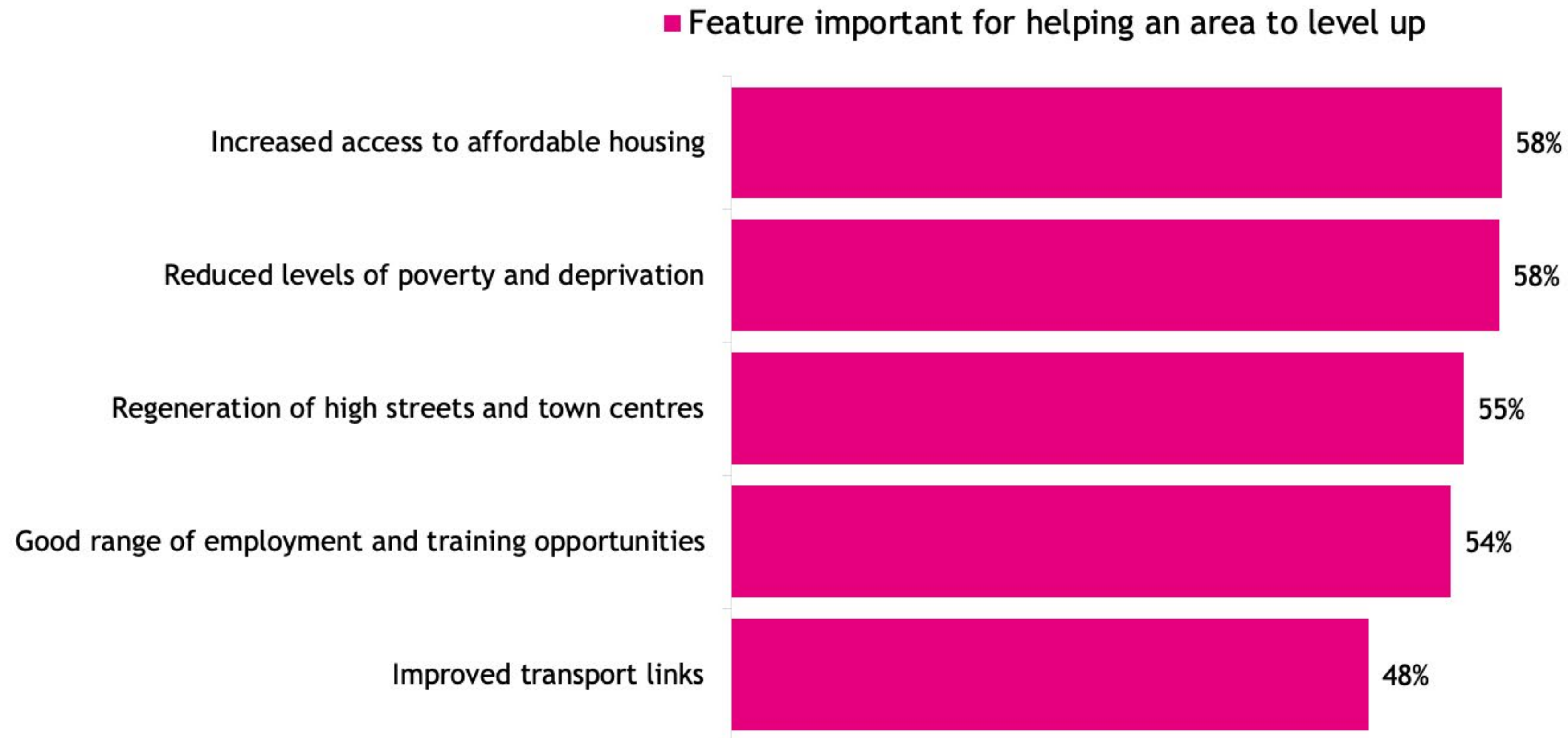
How respondents feel their local community is faring in the area of housing availability



[1] Q9_W3. How well do you think your local community is faring in each of the following areas? [2] Base: Respondents in each disability group disability group. Disability n=3,137; No disability n=5,832

Respondents deem increased access to affordable housing, reduced levels of poverty and deprivation, and regeneration of high streets and town centres the most important ways to help an area 'level up'

Proportion of respondents that think each feature is important to help an area level up



[1] Q10. Which of the following do you think are most important in helping an area to 'level up'? [2] Base: Respondents living in England (n=6,241)

Women are more likely than men to say that increased access to affordable housing is important to help an area level up

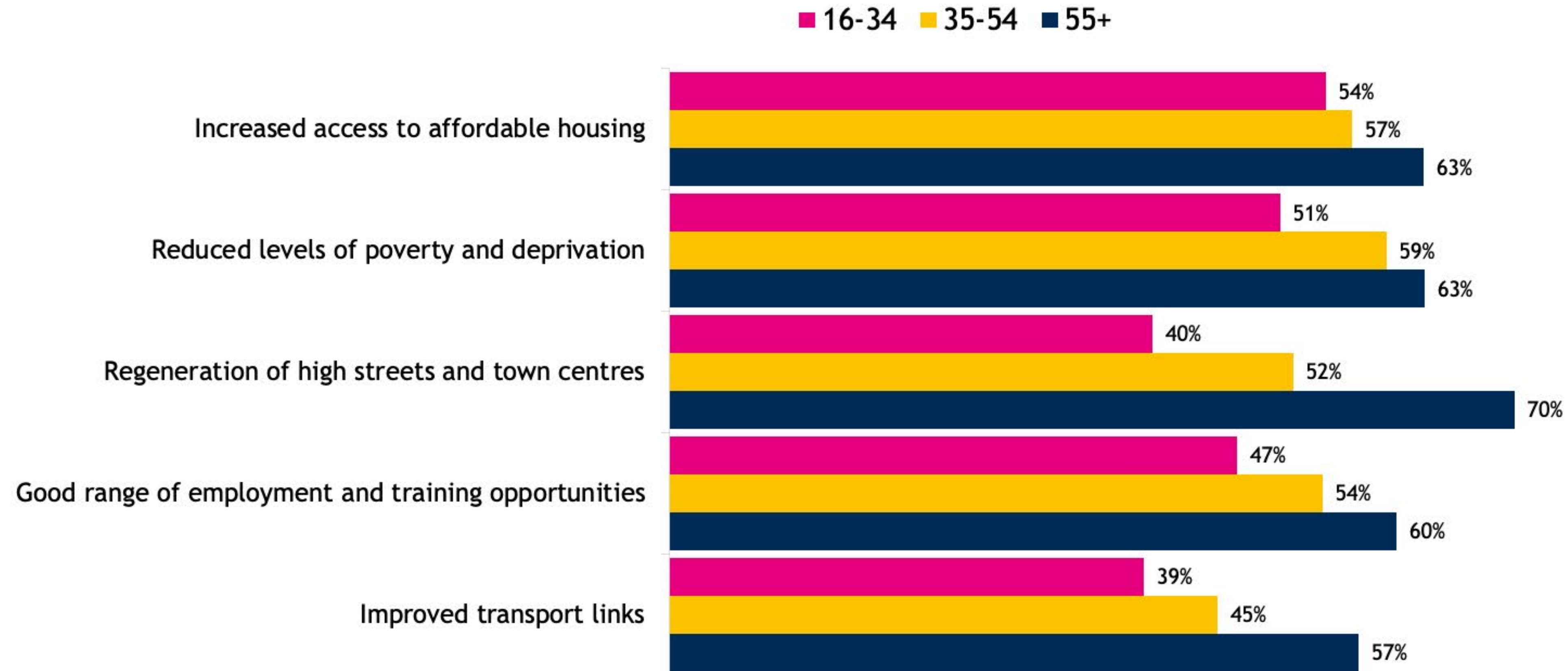
Proportion of respondents that think each feature is important to help an area level up, by gender



[1] Q10. Which of the following do you think are most important in helping an area to 'level up'? [2] Base: Respondents in England and in each gender group. Female n=3,396; Male n=2,812

Respondents aged 55 or over are more likely than younger people to say that regeneration of high streets and town centres is important to help an area level up

Proportion of respondents that think each feature is important to help an area level up, by age

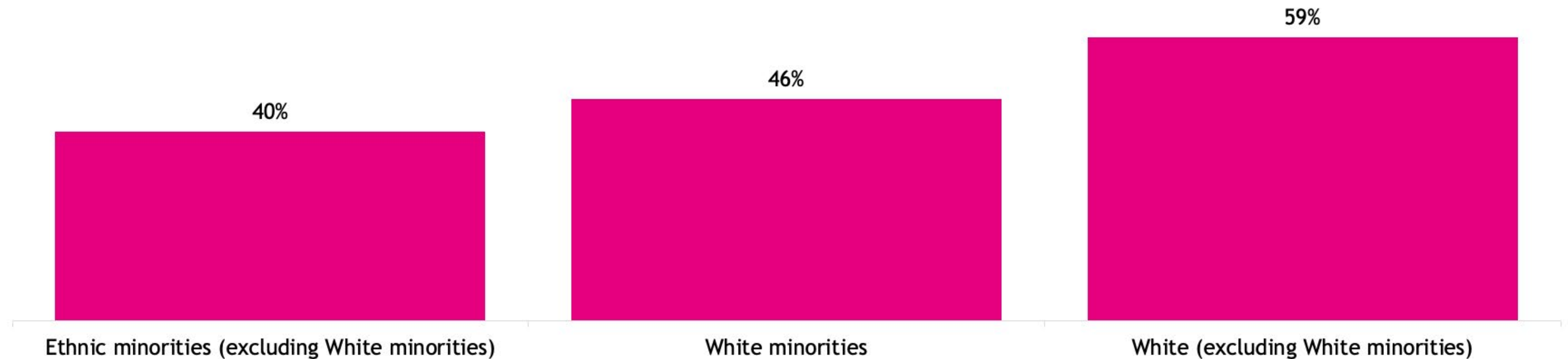


[1] Q10. Which of the following do you think are most important in helping an area to 'level up'? [2] Base: Respondents in England and in each age group. 16-34 n=1,825; 35-54 n=2,209; 55+ n=2,207

White respondents are more likely than those from ethnic minority groups (excluding white minorities) to say that regeneration of high streets and town centres and is important to help an area level up

Proportion of respondents that think the regeneration of high streets and town centres is important to help an area level up, by ethnicity

■ Selected 'regeneration of high streets and town centres' as important

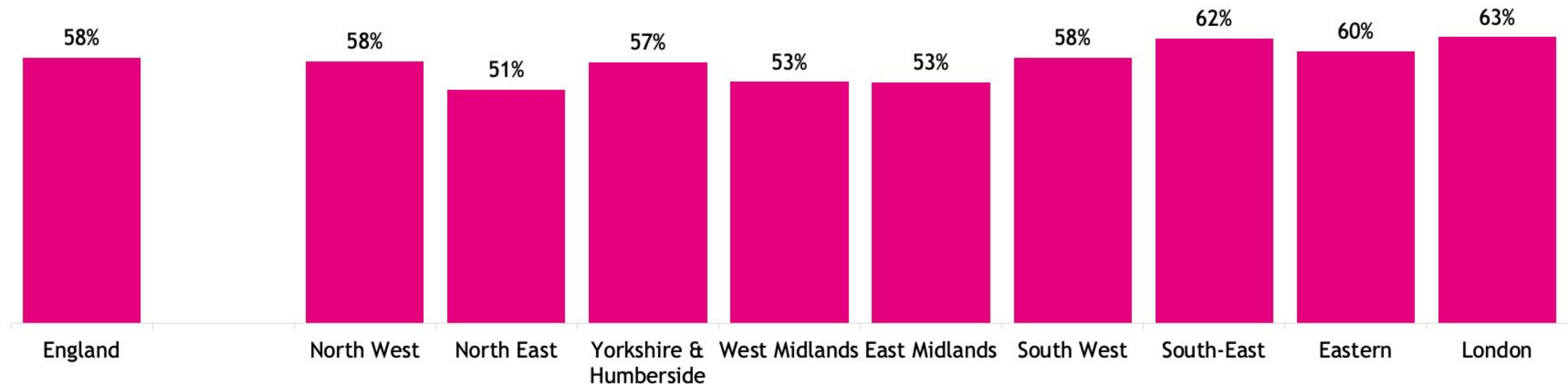


[1] Q10. Which of the following do you think are most important in helping an area to 'level up'? [2] Base: Respondents in England in each ethnic group. White (including White minorities) n=5,064; Ethnic minorities (excluding White minorities) n=1,177

Respondents in southern regions of England are more likely than those in northern regions and the Midlands to say that increased access to affordable housing is important to help an area level up

Proportion of respondents that think increased access to affordable housing is important to help an area level up

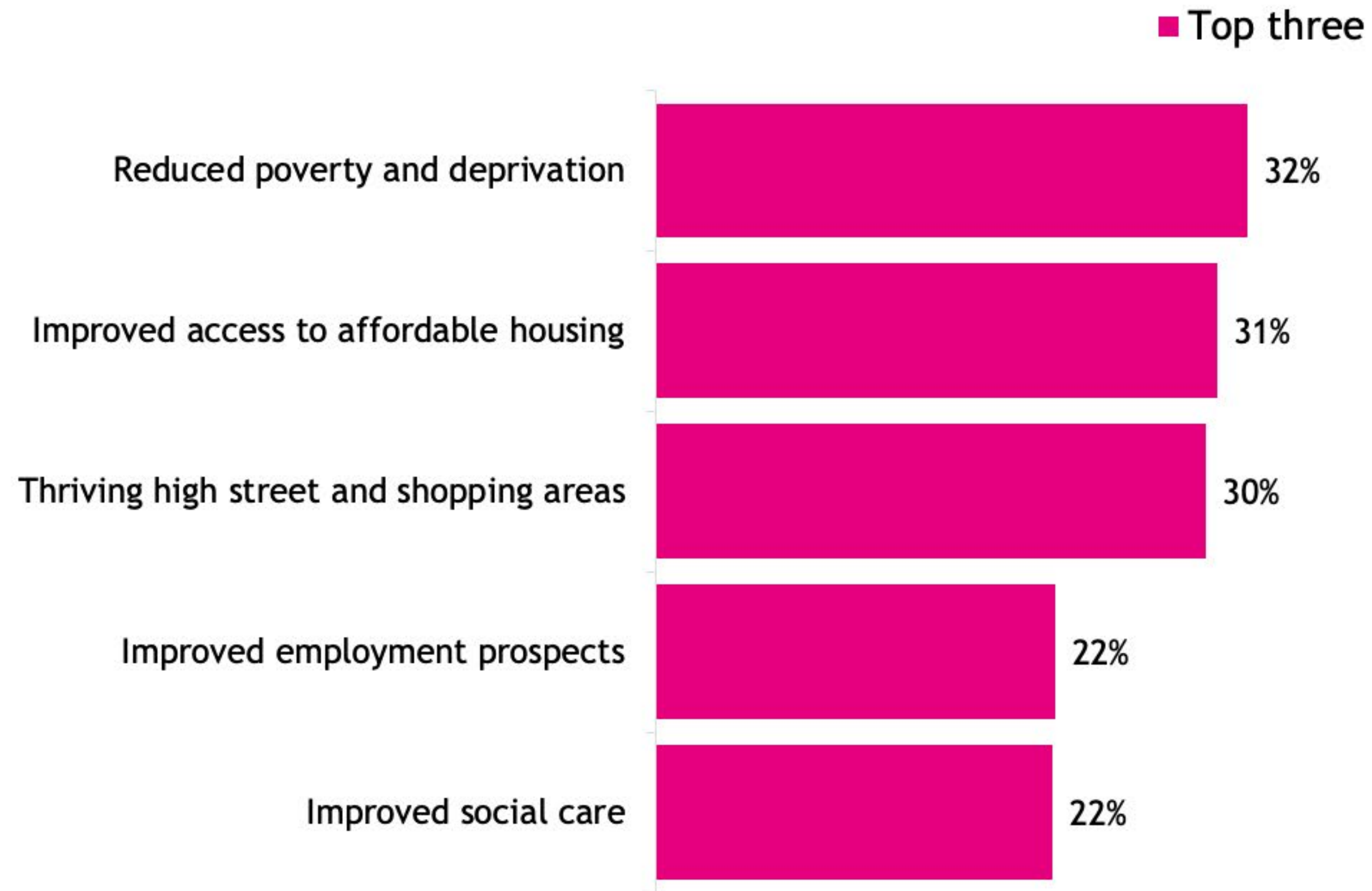
■ Selected 'increased access to affordable housing' as being important



[1] Q10. Which of the following do you think are most important in helping an area to 'level up'? [2] Base: Respondents living in each English region. England n=6,241; North West n=802; North East n=296; Yorkshire & Humberside n=623; West Midlands n=647; East Midlands n=519; South West n=675; South East n=1,019; Eastern n=691; London n=969

A third of respondents say they hope to see reduced poverty and deprivation in their community for the next generation

Features of local community that respondents hope to see change for the next generation (% ranking feature as one of three most important, showing top five responses)



[1] Q11_W3. Now thinking to the long-term future, what do you most hope to see change in your local community for the next generation? [2] Base: All respondents (n=8,976)

Respondents in North East England are the most likely to say they hope to see reduced poverty and deprivation in their community

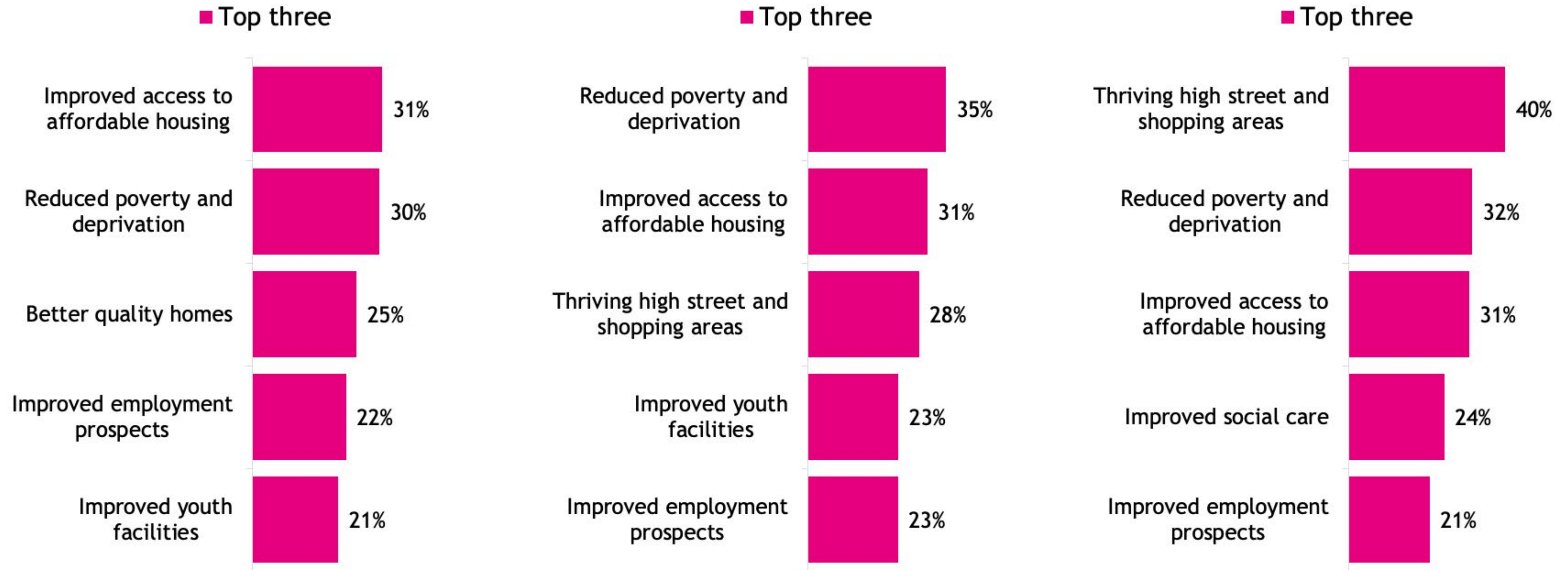
Proportion that ranked reduced poverty and deprivation in their community as one of the top three changes they most hoped to see



[1] Q11_W3. Now thinking to the long-term future, what do you most hope to see change in your local community for the next generation? [2] Base: Respondents living in each country and region. England n=6,241; Scotland n=1,101; Wales n=1,102; Northern Ireland n=532; North West n=802; North East n=296; Yorkshire & Humberside n=623; West Midlands n=647; East Midlands n=519; South West n=675; South East n=1,019; Eastern n=691; London n=969

Top priorities vary by age...

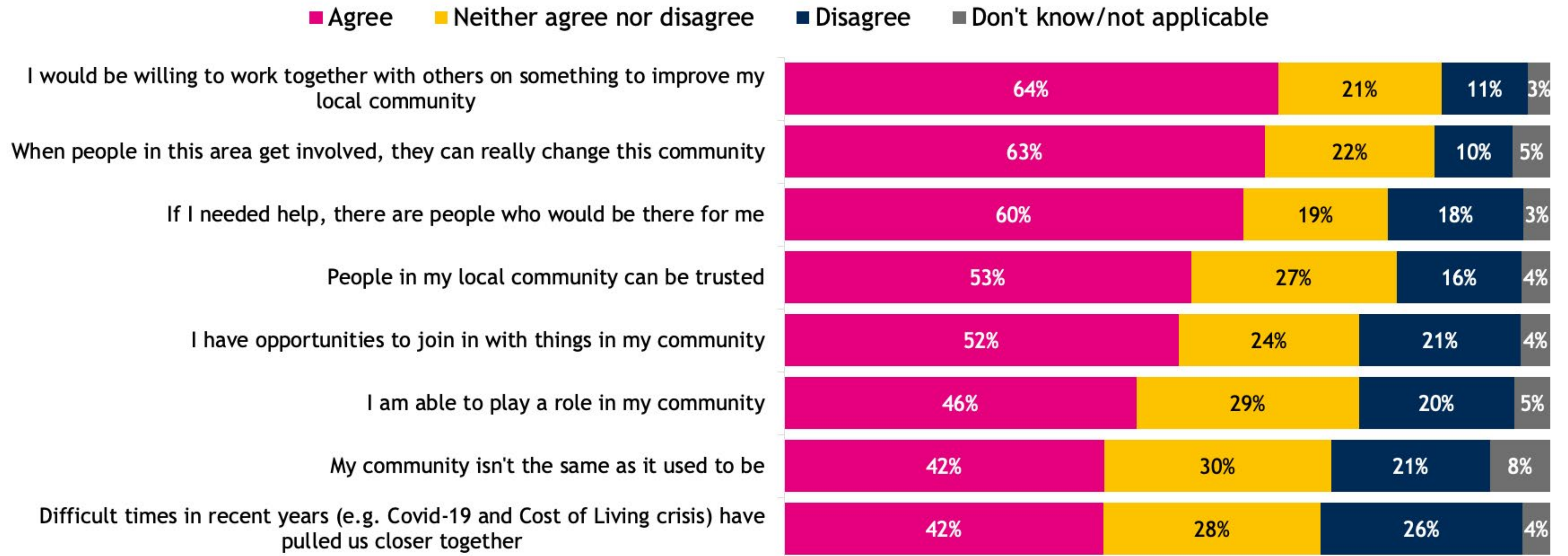
Features of local community that respondents hope to see change for the next generation (% ranking feature as one of three most important, showing top five responses)



[1] Q11_W3. Now thinking to the long-term future, what do you most hope to see change in your local community for the next generation? [2] Base: All respondents in each age group. 16-34 n=2,645; 35-54 n=3,222; 55+ n=3,109

Just over three in five respondents say they would be willing to work with others to improve their local community. Around half say they have the opportunity (52%) or ability (46%) to play a role

The proportion of respondents that agree or disagree with each statement

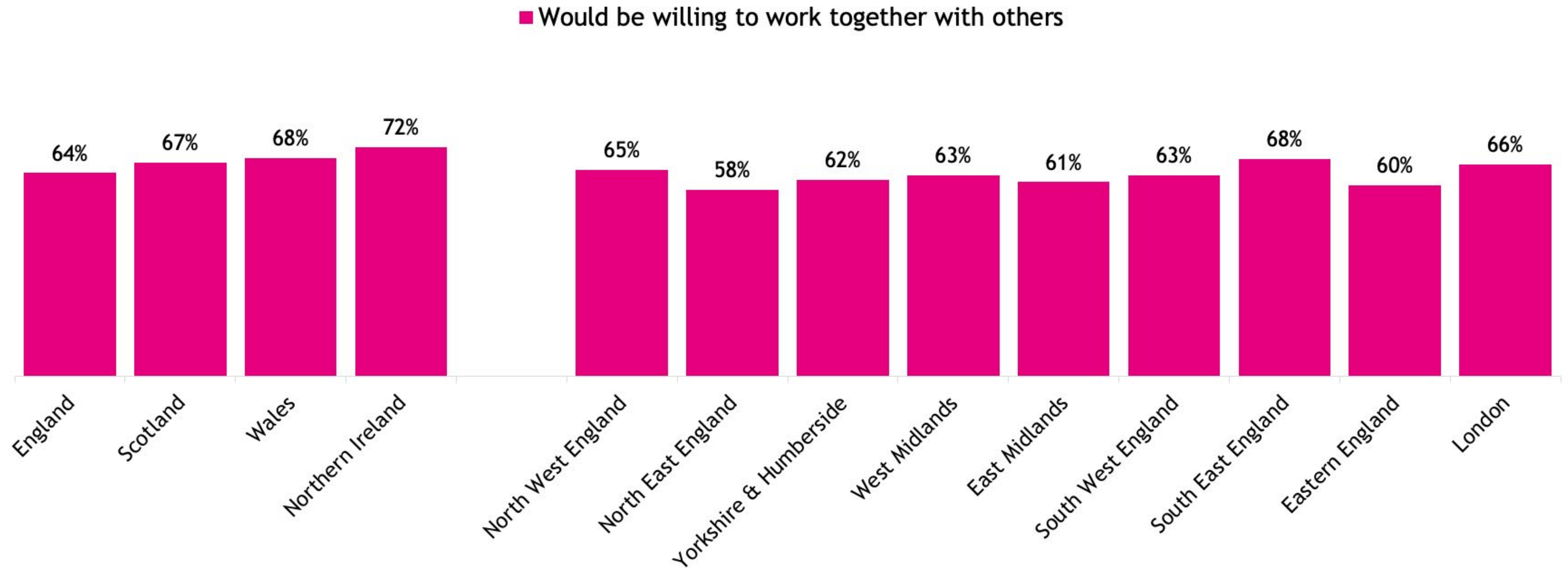


[1] Q12. Thinking about your local community, to what extent do you agree or disagree with the following statements?

[2] Base: All respondents (n=8,976)

Respondents in South East England are more likely to say they would be willing to work with others to improve their local community

The proportion of respondents that agree that they would be willing to work together with others on something to improve their local community



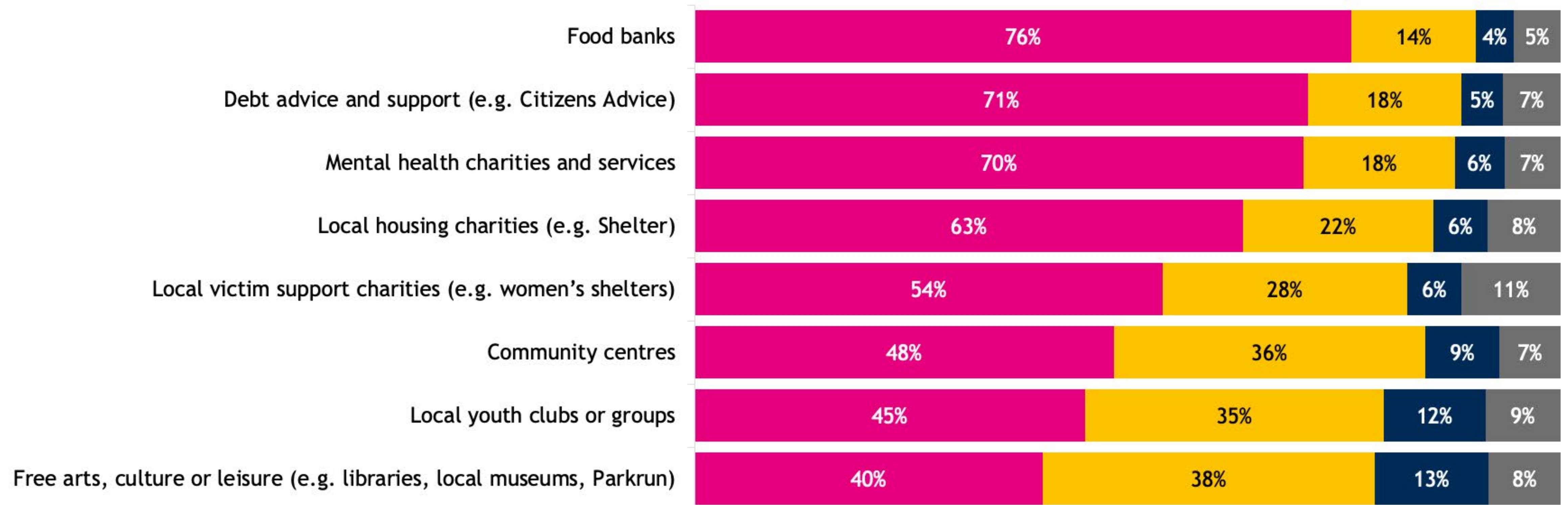
[1] Q12. Thinking about your local community, to what extent do you agree or disagree with the following statements?

[2] Base: Respondents living in each country and region. England n=6,241; Scotland n=1,101; Wales n=1,102; Northern Ireland n=532; North West n=802; North East n=296; Yorkshire & Humberside n=623; West Midlands n=647; East Midlands n=519; South West n=675; South East n=1,019; Eastern n=691; London n=969

Three quarters of respondents say that the rising cost of living will increase demand for food banks in their local area

The proportion of respondents that agree or disagree with each statement

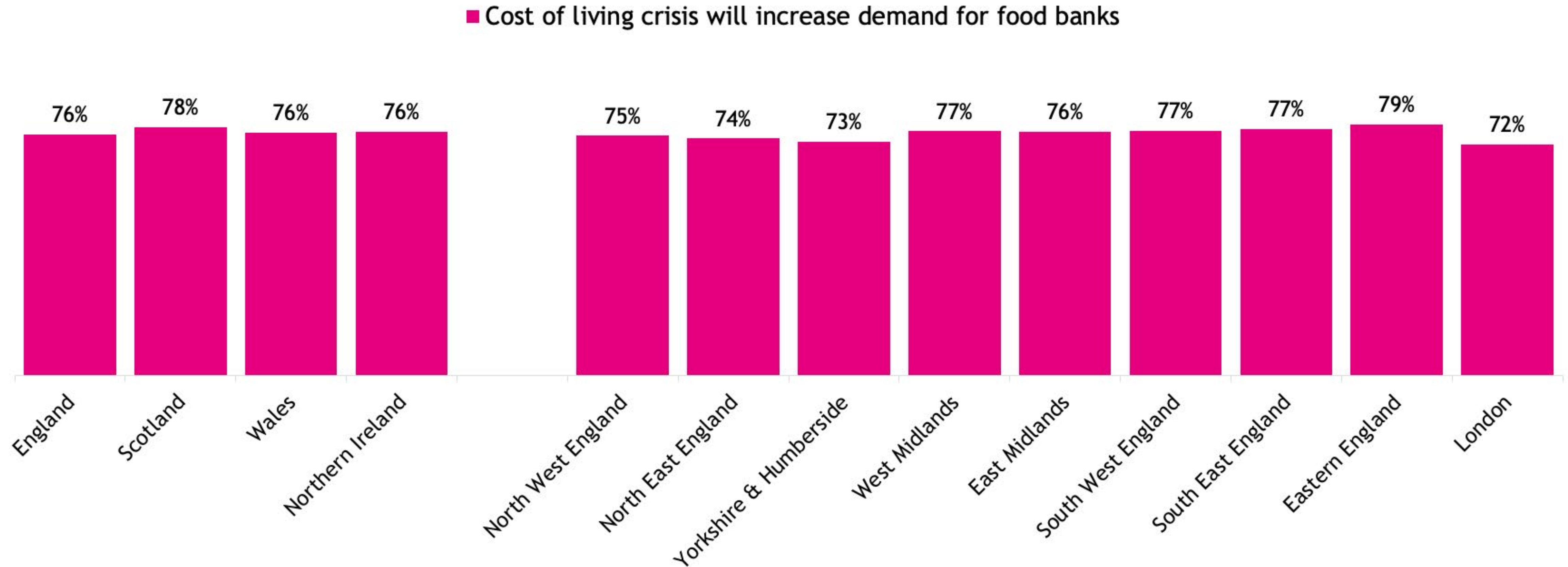
■ Increase demand ■ Stay about the same ■ Decrease demand ■ Don't know



[1] Q18. What impact, if any, do you think the rising cost of living will have on demand for the following community-based support services in your local community? [2] Base: All respondents (n=8,976)

Respondents in the Eastern region of England are most likely to say that the rising cost of living will increase demand for food banks in their local area

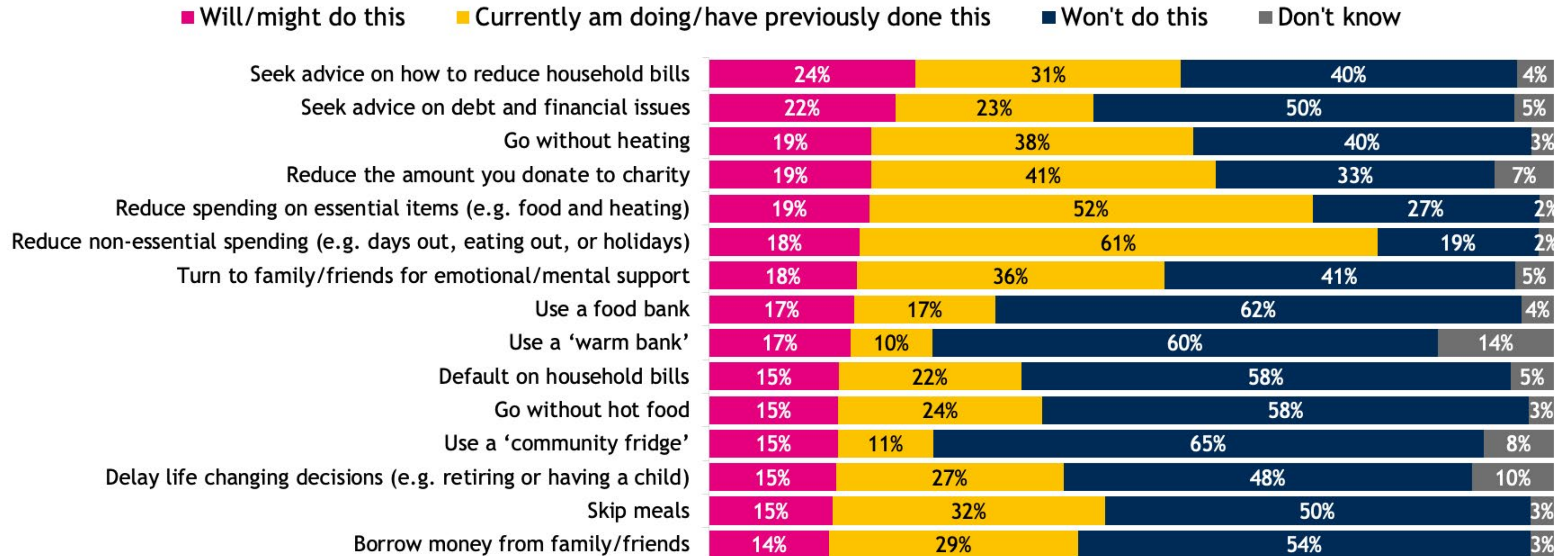
The proportion of respondents that agree that the rising cost of living will increase demand for food banks



[1] Q18. What impact, if any, do you think the rising cost of living will have on demand for the following community-based support services in your local community? [2] Base: Respondents living in each country and region. England n=6,241; Scotland n=1,101; Wales n=1,102; Northern Ireland n=532; North West n=802; North East n=296; Yorkshire & Humberside n=623; West Midlands n=647; East Midlands n=519; South West n=675; South East n=1,019; Eastern n=691; London n=969

A quarter of respondents say that they will or might begin to seek advice on how to reduce household bills as a result of the rising cost of living

The proportion of respondents that agree or disagree with each statement

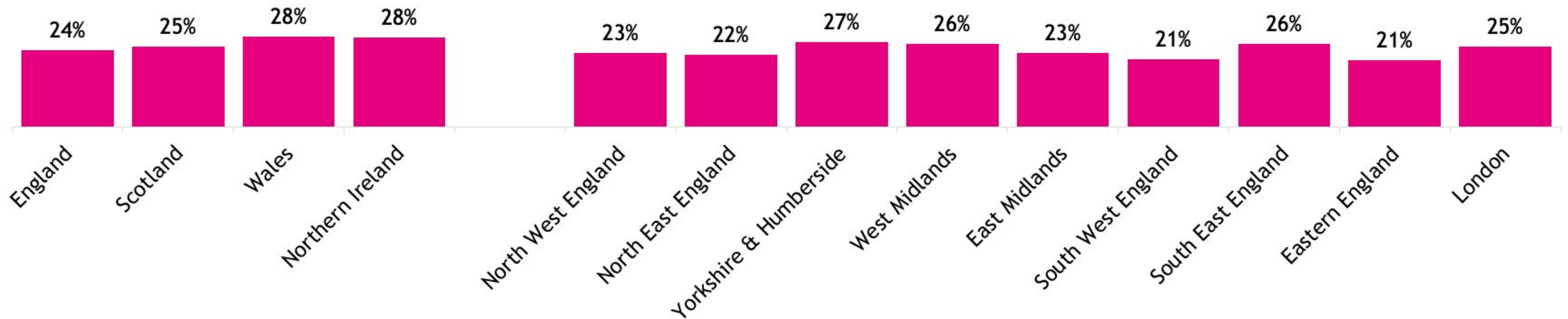


[1] Q19_W3. Which of the following, if any, have you done or do you plan to do as a result of the rising cost of living? [2]
Base: All respondents (n=8,976)

Respondents in Yorkshire & Humberside are most likely to say they will or might begin to seek advice on how to reduce household bills

The proportion of respondents that will/might seek advice on how to reduce household bills

■ Will/might do this



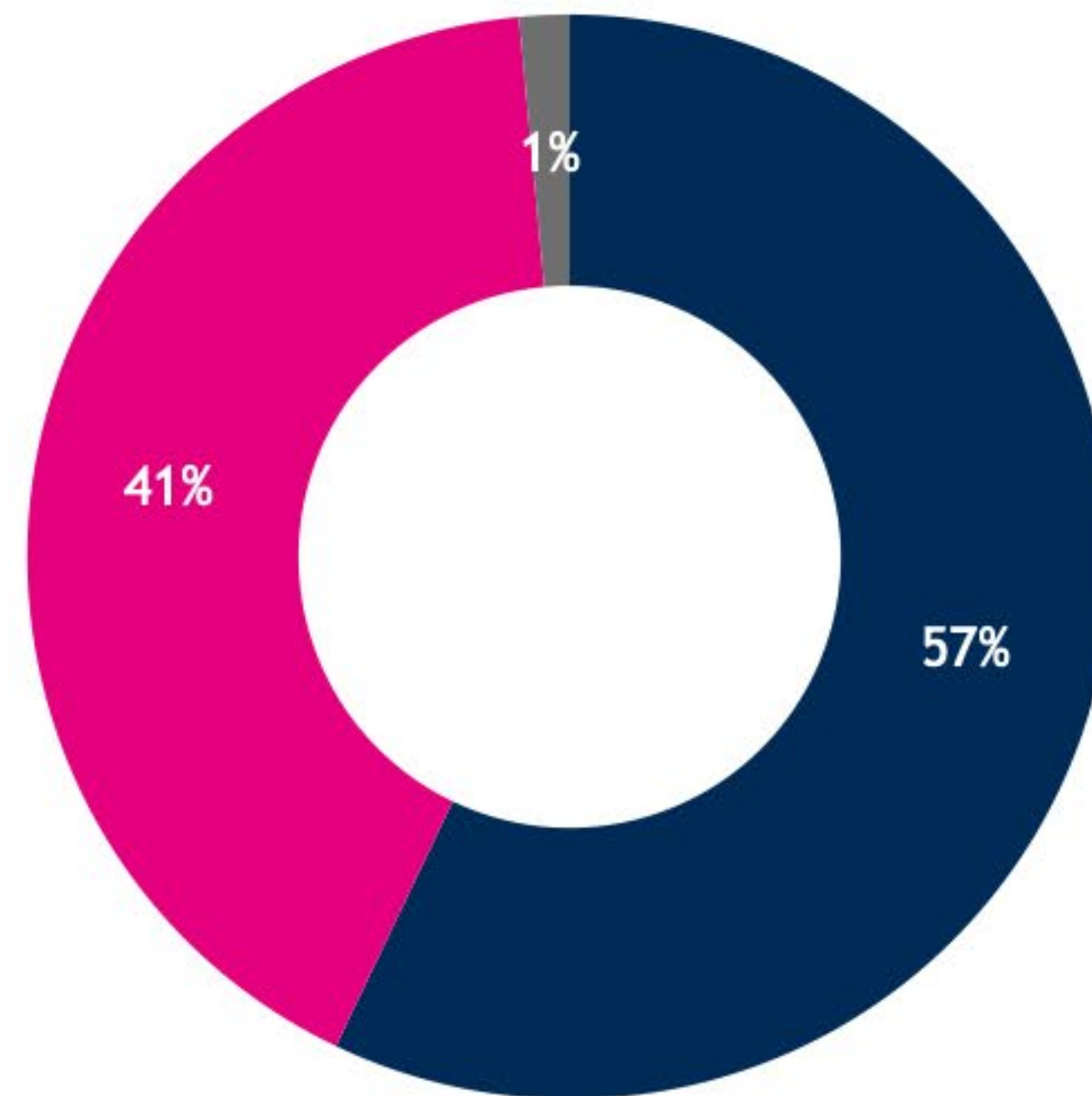
[1] Q19_W3. Which of the following, if any, have you done or do you plan to do as a result of the rising cost of living?

[2] Base: Respondents living in each country and region. England n=6,241; Scotland n=1,101; Wales n=1,102; Northern Ireland n=532; North West n=802; North East n=296; Yorkshire & Humberside n=623; West Midlands n=647; East Midlands n=519; South West n=675; South East n=1,019; Eastern n=691; London n=969

Nearly six in ten respondents say they are worried about the impact climate change might have on their local community

How worried respondents are about the impact of climate change on their local community

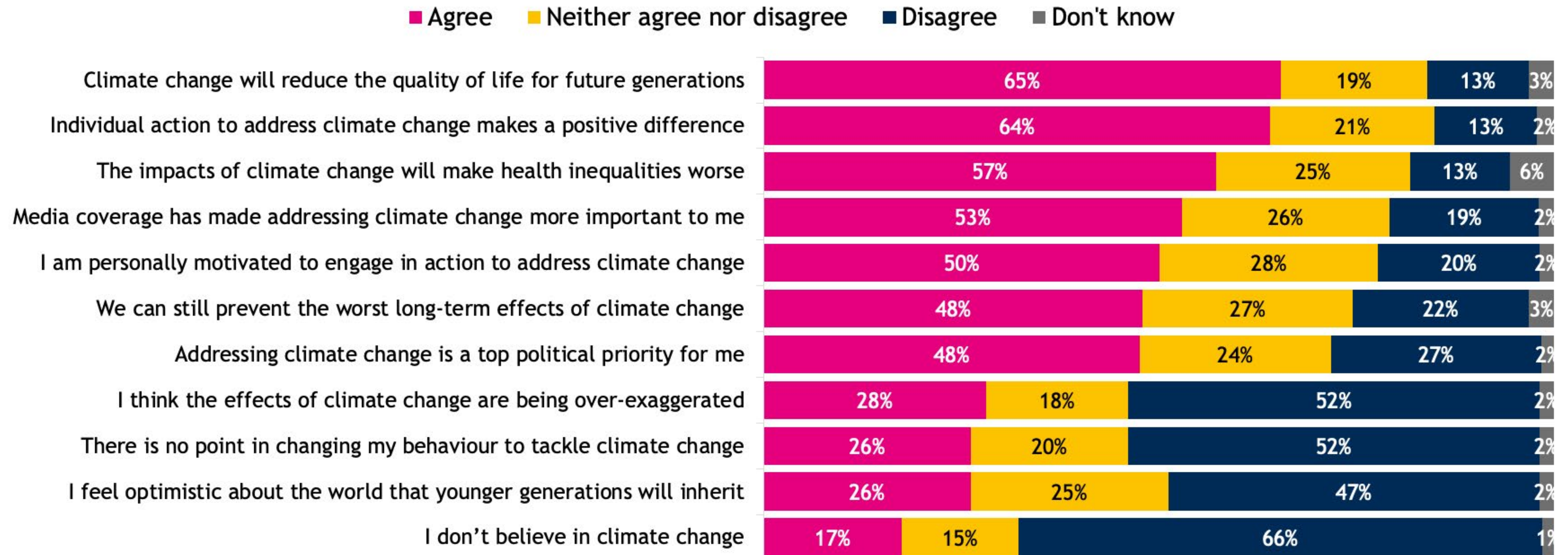
■ Worried ■ Not very/not at all worried ■ Don't know



[1] Q17. How worried, if at all, are you about the impact climate change might have on your local community? [2] Base: All respondents (n=8,976)

Only a quarter of respondents say they feel optimistic about the world that younger generations will inherit. However, over six in ten respondents say that individual action to address climate change makes a difference

The proportion of respondents that agree or disagree with each statement

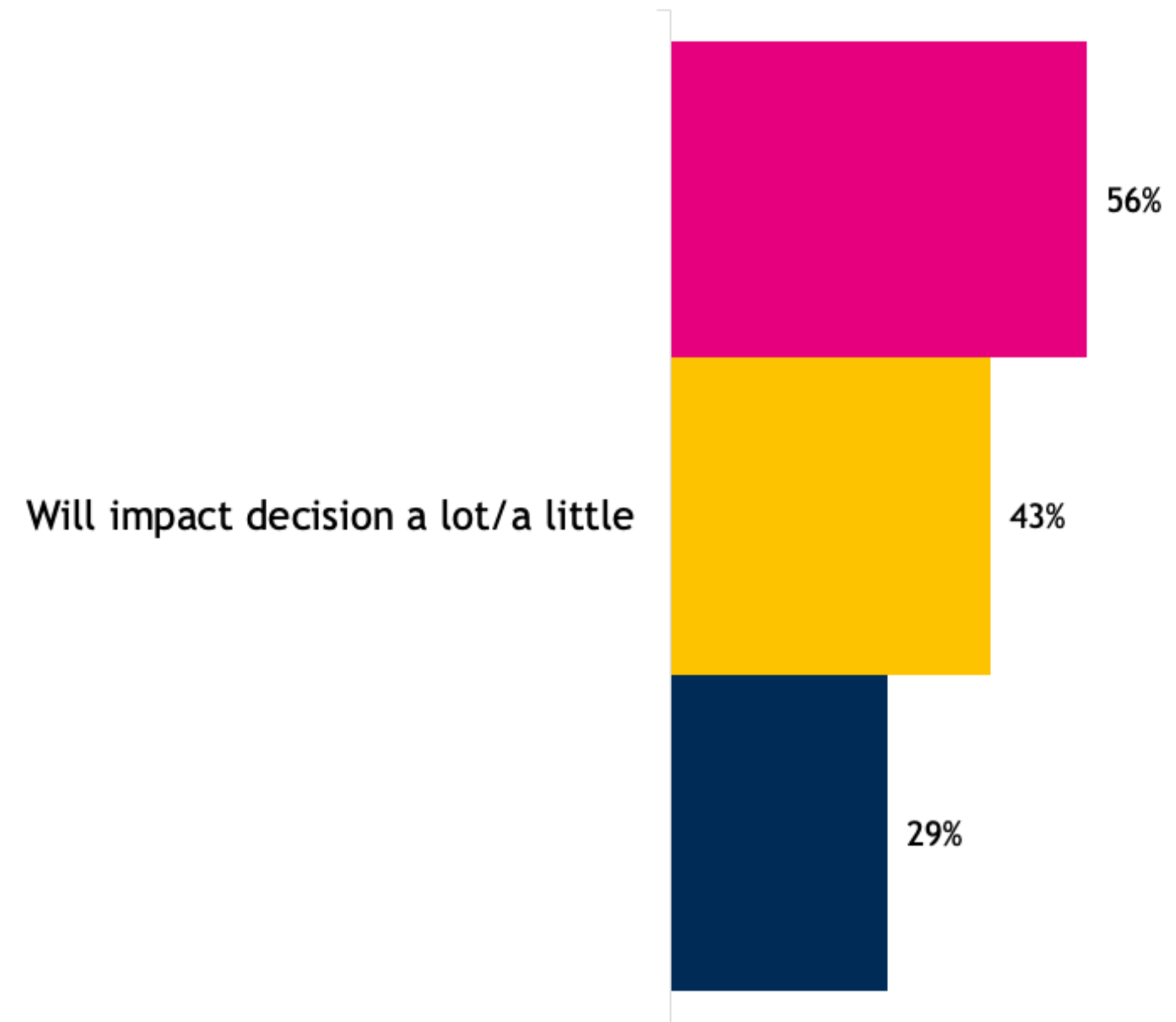
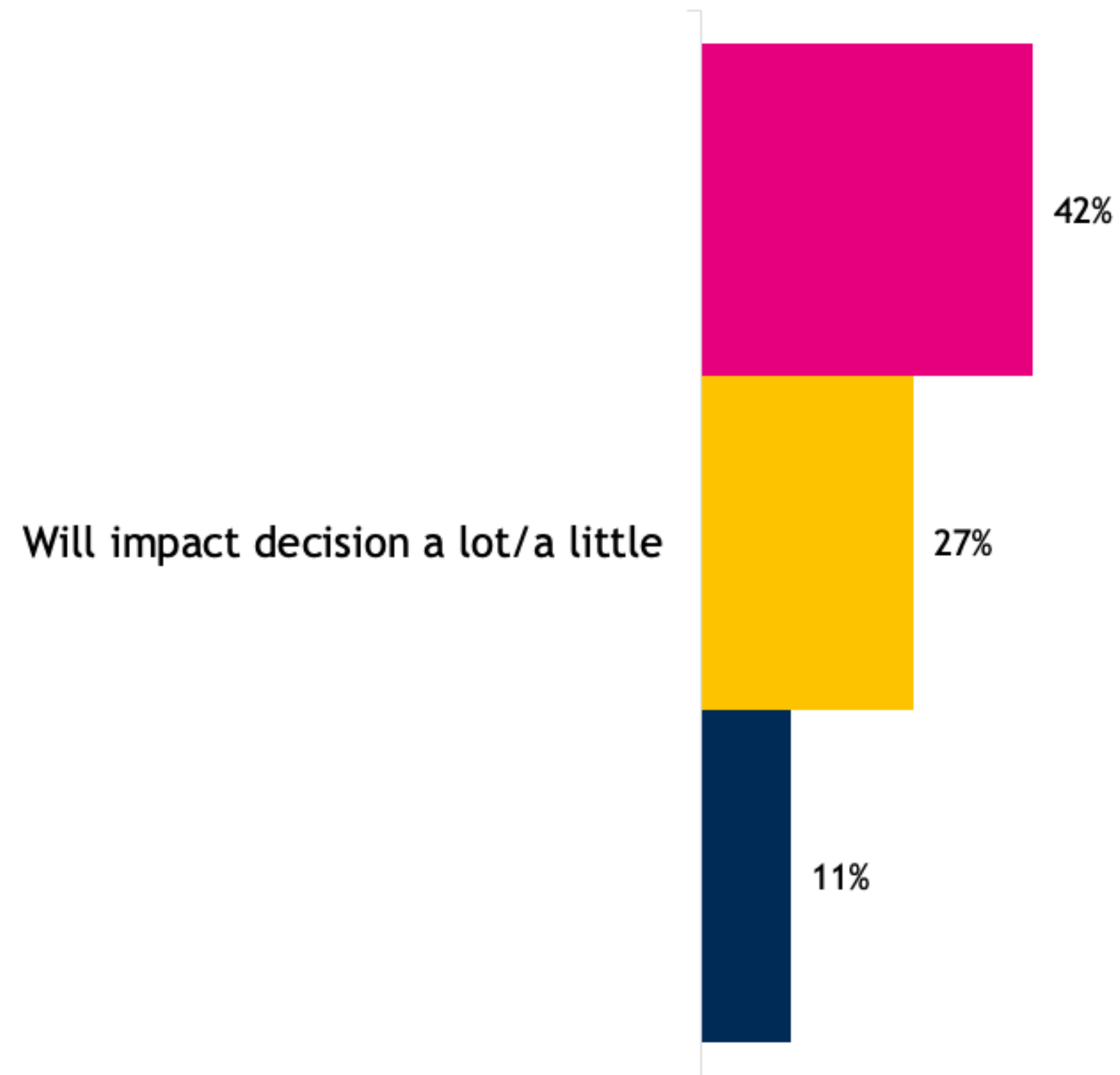


[1] Q28. To what extent do you agree or disagree, if at all, with the following statements relating to climate change? [2]
Base: All respondents (n=8,976)

Over four in ten 16-34s say that climate change will affect whether they have children, while more than half say it will impact where they decide to live

Climate change will impact the decision to have children

Climate change will impact the decision of where to live



[1] Q29. To what extent, if at all, do you think that climate change will influence the following decisions in your future? [2]
Base: All respondents in each age group. 16-34 n=2,645; 35-54 n=3,222; 55+ n=3,109

Ni yw'r ariannwr cymunedol mwyaf yn y DU – cymuned sydd wrth wraidd ein pwrpas, ein gweledigaeth a'n henw.

Ni yw'r ariannwr cymunedol mwyaf yn y DU – cymuned sydd wrth wraidd ein pwrpas, ein gweledigaeth a'n henw.

Rydym yn falch o ddyfarnu arian a godwyd gan chwaraewyr y Loteri Genedlaethol i gymunedau ledled Cymru, Lloegr, yr Alban a Gogledd Iwerddon, ac i weithio'n agos gyda'r Llywodraeth i ddosbarthu grantiau ac arian hanfodol o raglenni a mentrau allweddol y Llywodraeth.

Yn ogystal ag ymateb i'r hyn y mae cymunedau yn ei ddweud wrthym sy'n bwysig iddynt, mae ein grantiau'n canolbwyntio ar bedwar nod allweddol, gan gefnogi cymunedau i:

1. Ddod ynghyd
2. Bod yn amgylcheddol gynaliadwy
3. Helpu plant a phobl ifanc i ffynnu
4. Galluogi pobl i fyw bywydau mwy iach.

Diolch i gefnogaeth chwaraewyr y Loteri Genedlaethol, rydym yn dosbarthu tua £500 miliwn y flwyddyn trwy 10,000+ o grantiau ac yn bwriadu buddsoddi dros £4 biliwn mewn cymunedau erbyn 2030. Mae'n ffrainc i ni allu gweithio gyda'r grwpiau lleol lleiaf hyd at elusennau DU-gyfan, gan alluogi pobl a chymunedau i ddod â'u huchelgeisiau'n fyw.

#CymunedYwrManCychwyn



Dysgwch ragor

The National Lottery Community Fund

Apex House, 3 Embassy Drive, Edgbaston,
Birmingham, B15 1TR

Ewch i'n gwefan: tnlcommunityfund.org.uk

E-bost: pressoffice@tnlcommunityfund.org.uk

Ffoniwch ein llinell gymorth: 0345 4 10 20 30

Cyfnewid Testun: 18001 plws 0345 4 10 20 30